

**LINCOLN COUNTY
SOCIAL SERVICES COMMITTEE
AGENDA**

Monday, May 13, 2024 at 4:00 p.m.

Meeting Location: Room 247/248 Services Center 801 N. Sales St., Merrill, WI 54452

Electronic Attendance Available: Persons wishing to attend the meeting electronically may enter the meeting prior to the start time indicated above using the following number or address:

Meeting ID: <https://meet.google.com/mpn-uyvn-rme>

Phone Numbers: (US)+1 401-830-3426

PIN: 356 656 891#

The teleconference cannot start until the host (department head or designee) dials in and enters the host password. In the event there is an unforeseen technical difficulty that prevents all or a part of the meeting from being available electronically, the meeting will continue in person and those wishing to attend can appear in person at the location indicated in this agenda.

Attendance Policy: All public participants' phones, microphones and chat dialog boxes must be muted or disabled during the meeting.

AGENDA

1. Call Committee Meeting to Order
2. Elect Vice Chair of the Committee
3. Approval of April 8, 2024 Minutes
4. Financial
 - a. 2023 Final Review
 - b. Approval of 2023 Budget Modifications for Social Services & Child Support
 - c. 2024 Year To Date
 - d. 2025 Preliminary Child Support Budget Approval
 - e. 2025 Preliminary Social Services Budget Approval
 - f. Director Timesheet Approval for 4/1/2024-4/28/2024
 - g. Director Expense Report Approval
5. Director's Report
6. Quarterly Report
7. Policy & Resolutions
 - a. Resolution to Request and Accept Funding from Aspirus Foundation and Lincoln County Health Department/Live Well Lincoln For Training Expenses
8. Future Agenda Items –
9. Next Meeting Date(s)- June 10, 2024 – 4:00 p.m. Service Center Room 247/248
10. Adjourn

DISTRIBUTION:

Committee Members – Laurie Thiel (Chair), Jim Meunier, Marty Lemke, Donald Dunphy, Dana Miller, Administrative Coordinator, Other County Board Supervisors, Department Heads, and Local Media

Posted on _____ at _____ .m. by _____

Requests for reasonable accommodations for disabilities or limitations should be made prior to the date of this meeting. You may contact the County Clerk at 715.539.1019. Please do so as early as possible so that proper arrangements can be made. Requests are kept confidential.

GENERAL REQUIREMENTS:

1. Must be held in a location which is reasonably accessible to the public.
2. Must be open to all members of the public unless the law specifically provides otherwise.

NOTICE REQUIREMENTS:

1. In addition to any requirements set forth below, notice must also be in compliance with any other specific statute.
2. Chief presiding officer or his/her designee must give notice to the official newspaper and to any members of the news media likely to give notice to the public.

MANNER OF NOTICE:

Date, time, place, and subject matter, including subject matter to be considered in a closed session, must be provided in a manner and form reasonably likely to give notice to the public.

TIME FOR NOTICE:

1. Normally, a minimum of 24 hours prior to the commencement of the meeting.
2. No less than 2 hours prior to the meeting if the presiding officer establishes there is a good cause that such notice is impossible or impractical.

EXEMPTIONS FOR COMMITTEES AND SUB-UNITS:

Legally constituted sub-units of a parent governmental body may conduct a meeting during the recess or immediately after the lawful meeting to act or deliberate upon a subject which was the subject of the meeting, provided the presiding officer publicly announces the time, place, and subject matter of the sub-unit meeting in advance of the meeting of the parent governmental body.

PROCEDURE FOR GOING INTO CLOSED SESSION:

1. Motion must be made, seconded, and carried by roll call majority vote and recorded in the minutes.
2. If motion is carried, chief presiding officer must advise those attending the meeting of the nature of the business to be conducted in the closed session, and the specific statutory exemption under which the closed session is authorized.

STATUTORY EXEMPTIONS UNDER WHICH CLOSED SESSIONS ARE PERMITTED:

1. Deliberation of judicial or quasi-judicial matters. Sec. 19.85(1)(a)
2. Considering dismissal, demotion, or discipline of any public employee or the investigation of charges against such person and the taking of formal action on any such matter; provided that the person is given actual notice of any evidentiary hearing which may be held prior to final action being taken and of any meeting at which final action is taken. The person under consideration must be advised of his/her right that the evidentiary hearing be held in open session and the notice of the meeting must state the same. Sec. 19.85(1)(b).
3. Considering employment, promotion, compensation, or performance evaluation data of any public employee. Sec. 19.85(1)(c).
4. Considering strategy for crime detection or prevention. Sec. 19.85(1)(d).
5. Deliberating or negotiating the purchase of public properties, the investing of public funds, or conducting other specified public business whenever competitive or bargaining reasons require a closed session. Sec. 19.85(1)(e).
6. Considering financial, medical, social, or personal histories or disciplinary data of specific persons, preliminary consideration of specific personnel problems or the investigation of specific charges, which, if discussed in public would likely have an adverse effect on the reputation of the person referred to in such data. Sec. 19.85(1)(f).
7. Conferring with legal counsel concerning strategy to be adopted by the governmental body with respect to litigation in which it is or is likely to become involved. Sec. 19.85(1)(g).
8. Considering a request for advice from any applicable ethics board. Sec. 19.85(1)(h).

CLOSED SESSION RESTRICTIONS:

1. Must convene in open session before going into closed session.
2. May not convene in open session, then convene in closed session and thereafter reconvene in open session with twelve (12) hours unless proper notice of this sequence was given at the same time and in the same manner as the original open meeting.
3. Final approval or ratification of a collective bargaining agreement may not be given in closed session.

BALLOTS, VOTES, AND RECORDS:

1. Secret ballot is not permitted except for the election of officers of the body or unless otherwise permitted by specific statutes.
2. Except as permitted above, any member may require that the vote of each member be ascertained and recorded.
3. Motions and roll call votes must be preserved in the record and be available for public inspection.

USE OF RECORDING EQUIPMENT:

The meeting may be recorded, filmed, or photographed, provided that it does not interfere with the conduct of the meeting or the rights of the participants.

LEGAL INTERPRETATION:

1. The Wisconsin Attorney General will give advice concerning the applicability or clarification of the Open Meeting Law upon request.
2. The municipal attorney will give advice concerning the applicability or clarification of the Open Meeting Law upon request.

PENALTY:

Upon conviction, any member of a governmental body who knowingly attends a meeting held in violation of Subchapter IV, Chapter 19, Wisconsin Statutes, or who otherwise violates the said law shall be subject to forfeiture of not less than \$25.00 nor more than \$300.00 for each violation.

SOCIAL SERVICES COMMITTEE

Monday April 8, 2024

Social Service Committee Meeting - 4:00 p.m.

Meeting Location: Room 156 Services Center 801 N. Sales St., Merrill, WI 54452

MEMBERS PRESENT: Laurie Thiel, Greta Rusch, Elizabeth McCrank, Marty Lemke (arrived late)

MEMBERS EXCUSED:

DEPARTMENT HEADS PRESENT: Jessi Rumsey

VISITORS IN PERON:

VIRTUAL ATTENDANCE:

MINUTES

1. **Call Committee Meeting to Order** – Meeting called to order at 4:05 pm
2. **Approval of March 11, 2024 Minutes** – M/S Rusch/McCrank to approve minutes - carried
3. **Financial Report**
 - a. **2023** – Discussion, 2023 not quite finalized but should be finalized including budget modification requests by next meeting – report placed on file.
 - b. **2024 YTD** – Discussion – no significant changes to report at this time. Report placed on file.
4. **Director's Update** – Various items on the written report discussed. Report placed on file.
5. **Approve Director Timesheets for 3/4/2024 – 3/31/2024 & Expense Report** – M/S Rusch/McCrank to approve timesheets and expense report – carried.
6. **Policy & Resolutions** – none
7. **Future Agenda Items – Continued policy review as time permits; 2025 Budget; 2023 Budget Modifications**
8. **Next Meeting Date(s)- May 13, 2024 – 4:00 p.m. Service Center Room 247/248**
9. **Adjourn** – Meeting adjourned 4:31 p.m.

Minutes prepared by Jessi Rumsey

LINCOLN COUNTY



YEAR-TO-DATE BUDGET SOCIAL SERVICES

FOR 2023 13

	ORIGINAL APPROP	TRANFRS/ ADJSTMTS	REVISED BUDGET	YTD ACTUAL	ENCUMBRANCES	AVAILABLE BUDGET	PCT USE/COL
0000 DIVISION							
24000049 492000 TRANSFERS FROM	-500,000	0	-500,000	-500,000.00	.00	.00	100.0%
24000054 435600 HUMAN SERV-CTY	-563,524	1,026	-562,498	-446,806.48	.00	-115,691.52	79.4%*
24000054 435601 PRIOR PERIOD RE	0	-18,907	-18,907	-18,907.78	.00	.78	100.0%
24000054 472900 LINCOLN HILLS R	0	0	0	-446.58	.00	446.58	100.0%
24000054 499990 FUNDS APPLIED	0	-41,864	-41,864	.00	.00	-41,864.00	.0%*
24000060 411100 SOCIAL SERVICES	-777,257	0	-777,257	-777,257.00	.00	.00	100.0%
TOTAL DIVISION	-1,840,781	-59,745	-1,900,526	-1,743,417.84	.00	-157,108.16	91.7%
TOTAL REVENUES	-1,840,781	-59,745	-1,900,526	-1,743,417.84	.00	-157,108.16	
0181 ID							
24018154 435600 0-3 REVENUE	0	-160	-160	-160.00	.00	.00	100.0%
TOTAL ID	0	-160	-160	-160.00	.00	.00	100.0%
TOTAL REVENUES	0	-160	-160	-160.00	.00	.00	
0198 DOT PINECREST MATCH							
24019854 474000 DOT PINECREST M	-800	0	-800	.00	.00	-800.00	.0%*
TOTAL DOT PINECREST MATCH	-800	0	-800	.00	.00	-800.00	.0%
TOTAL REVENUES	-800	0	-800	.00	.00	-800.00	
0217 STATE DOT GRANT							
24021754 435600 10038 STATE DOT	-89,251	0	-89,251	-89,036.00	.00	-215.00	99.8%*
24021754 481100 DOT INTEREST IN	0	-5,140	-5,140	-5,140.78	.00	.78	100.0%
24021754 553000 10038 DOT ADVERT	300	519	819	819.00	.00	.00	100.0%
24021754 554001 10038 DOT PRINTI	200	0	200	176.52	.00	23.48	88.3%
24021754 561100 10038 DOT OFFICE	400	-390	10	.00	.00	10.00	.0%
24021754 571001 10038 DOT PROGRA	84,351	-519	83,832	83,778.81	.00	53.19	99.9%
24021754 595000 10038 DOT PINECR	4,000	-3,375	625	624.73	.00	.27	100.0%
24021757 582001 10038 DOT TRUST	0	8,905	8,905	10,000.00	.00	-1,095.00	112.3%*

LINCOLN COUNTY



YEAR-TO-DATE BUDGET

SOCIAL SERVICES

FOR 2023 13

0217	STATE DOT GRANT	ORIGINAL APPROP	TRANFRS/ ADJSTMTS	REVISED BUDGET	YTD ACTUAL	ENCUMBRANCES	AVAILABLE BUDGET	PCT USE/COL
	TOTAL STATE DOT GRANT	0	0	0	1,222.28	.00	-1,222.28	100.0%
	TOTAL REVENUES	-89,251	-5,140	-94,391	-94,176.78	.00	-214.22	
	TOTAL EXPENSES	89,251	5,140	94,391	95,399.06	.00	-1,008.06	
0219 COUNTY DOT EXPENDITURES								
24021954	571001 10038 COUNTY DOT	17,850	0	17,850	17,807.20	.00	42.80	99.8%
	TOTAL COUNTY DOT EXPENDITURES	17,850	0	17,850	17,807.20	.00	42.80	99.8%
	TOTAL EXPENSES	17,850	0	17,850	17,807.20	.00	42.80	
0285 TARGETED SAFETY GRANT EXPENSE								
24008554	432500 10632 TARGETED S	-35,900	-45,245	-81,145	-81,145.84	.00	.84	100.0%
24008554	511000 10632 TARGETED S	21,400	46,636	68,036	68,036.37	.00	-.37	100.0%*
24008554	520000 10632 TARGETED S	9,800	7,285	17,085	17,085.31	.00	-.31	100.0%*
24008554	555000 10632 TARGETED S	700	1,648	2,348	2,348.96	.00	-.96	100.0%*
24008554	570000 10632 TARGETED S	4,000	11,152	15,152	15,152.01	.00	-.01	100.0%*
	TOTAL TARGETED SAFETY GRANT EXPENSE	0	21,476	21,476	21,476.81	.00	-.81	100.0%
	TOTAL REVENUES	-35,900	-45,245	-81,145	-81,145.84	.00	.84	
	TOTAL EXPENSES	35,900	66,721	102,621	102,622.65	.00	-1.65	
0286 TARGETED SAFETY MATCH EXPENSE								
24008654	511000 10632 TARGETED S	2,116	5,351	7,467	7,467.36	.00	-.36	100.0%*
24008654	520000 10632 TARGETED S	969	906	1,875	1,875.29	.00	-.29	100.0%*
24008654	555000 10632 TARGETED S	69	189	258	258.58	.00	-.58	100.2%*
24008654	570000 10632 TARGETED S	396	1,266	1,662	1,662.22	.00	-.22	100.0%*
	TOTAL TARGETED SAFETY MATCH EXPENSE	3,550	7,712	11,262	11,263.45	.00	-1.45	100.0%
	TOTAL EXPENSES	3,550	7,712	11,262	11,263.45	.00	-1.45	
4402 SUPPORT/OVERHEAD								
24440254	511000 10300 SUPPORT/OV	201,957	-15,772	186,185	186,184.66	.00	.34	100.0%

LINCOLN COUNTY



YEAR-TO-DATE BUDGET

SOCIAL SERVICES

FOR 2023 13										
4402	SUPPORT/OVERHEAD			ORIGINAL APPROP	TRANFRS/ ADJSTMTS	REVISED BUDGET	YTD ACTUAL	ENCUMBRANCES	AVAILABLE BUDGET	PCT USE/COL
24440254	511001	BOARD PER DIEM		3,000	0	3,000	2,120.16	.00	879.84	70.7%
24440254	520000	SUPPORT/OVERHEA		230	0	230	128.63	.00	101.37	55.9%
24440254	520000	10300	SUPPORT/OV	73,934	703	74,637	74,637.53	.00	-.53	100.0%*
24440254	554001	10300	PRINTING A	1,500	0	1,500	496.90	.00	1,003.10	33.1%
24440254	570000	10300	SUPPORT/OV	-628,964	-128,647	-757,611	-757,611.04	.00	.04	100.0%
TOTAL SUPPORT/OVERHEAD				-348,343	-143,716	-492,059	-494,043.16	.00	1,984.16	100.4%
TOTAL EXPENSES				-348,343	-143,716	-492,059	-494,043.16	.00	1,984.16	
4403 INCOME MAINTENANCE										
24440354	435600	10076	IMAA REVEN	-544,631	-82,943	-627,574	-630,871.00	.00	3,297.00	100.5%
24440354	511000	10076	INC MAINT	307,602	0	307,602	304,798.44	.00	2,803.56	99.1%
24440354	520000	10076	INC MAINT	203,697	0	203,697	196,152.30	.00	7,544.70	96.3%
24440354	554001	10076	PRINTING A	500	0	500	244.32	.00	255.68	48.9%
24440354	570000	10076	INC MAINT	241,000	82,943	323,943	323,943.54	.00	-.54	100.0%*
TOTAL INCOME MAINTENANCE				208,168	0	208,168	194,267.60	.00	13,900.40	93.3%
TOTAL REVENUES				-544,631	-82,943	-627,574	-630,871.00	.00	3,297.00	
TOTAL EXPENSES				752,799	82,943	835,742	825,138.60	.00	10,603.40	
4422 SS CHILD CARE ADMIN										
24442254	432500	18326	DREAM UP F	0	-75,000	-75,000	-75,000.01	.00	.01	100.0%
24442254	435600	10851	CHILD CARE	-154,734	-32,531	-187,265	-187,265.99	.00	.99	100.0%
24442254	511000	10851	SS CHILD C	82,005	-5,284	76,721	76,720.05	.00	.95	100.0%
24442254	520000	10851	SS CHILD C	62,089	-4,000	58,089	58,069.21	.00	19.79	100.0%
24442254	570000	10851	SS CHILD C	10,640	41,815	52,455	52,476.73	.00	-21.73	100.0%*
24442254	570000	18326	DREAM UP O	0	75,000	75,000	75,000.00	.00	.00	100.0%
TOTAL SS CHILD CARE ADMIN				0	0	0	-.01	.00	.01	100.0%
TOTAL REVENUES				-154,734	-107,531	-262,265	-262,266.00	.00	1.00	
TOTAL EXPENSES				154,734	107,531	262,265	262,265.99	.00	-.99	
4449 ENERGY ASSISTANCE										
24444954	511000	10833	ENERGY ASS	54,756	-32,189	22,567	12,408.55	.00	10,158.45	55.0%
24444954	520000	10833	ENERGY ASS	38,685	0	38,685	6,595.38	.00	32,089.62	17.0%

LINCOLN COUNTY



YEAR-TO-DATE BUDGET

SOCIAL SERVICES

FOR 2023 13

4449	ENERGY ASSISTANCE	ORIGINAL APPROP	TRANFRS/ ADJSTMTS	REVISED BUDGET	YTD ACTUAL	ENCUMBRANCES	AVAILABLE BUDGET	PCT USE/COL
24444954	554001 10833 ENERGY ASS	500	0	500	133.91	.00	366.09	26.8%
24444954	570000 10833 ENERGY ASS	0	6,068	6,068	6,068.23	.00	-.23	100.0%*
	TOTAL ENERGY ASSISTANCE	93,941	-26,121	67,820	25,206.07	.00	42,613.93	37.2%
	TOTAL EXPENSES	93,941	-26,121	67,820	25,206.07	.00	42,613.93	
4450 LIHEAP PUBLIC BENEFITS								
24445054	435600 10831 LIHEAP PB	0	-19,563	-19,563	-36,232.74	.00	16,669.74	185.2%
24445054	511000 10831 LIHEAP WAG	0	11,228	11,228	11,228.53	.00	-.53	100.0%*
24445054	520000 10831 LIHEAP - W	0	7,588	7,588	7,588.46	.00	-.46	100.0%*
	TOTAL LIHEAP PUBLIC BENEFITS	0	-747	-747	-17,415.75	.00	16,668.75	2331.4%
	TOTAL REVENUES	0	-19,563	-19,563	-36,232.74	.00	16,669.74	
	TOTAL EXPENSES	0	18,816	18,816	18,816.99	.00	-.99	
4451 ENERGY CRISIS GRANT								
24445154	435600 10830 ENERGY CRI	0	-9,956	-9,956	-9,957.00	.00	1.00	100.0%
24445154	511000 10830 LIHEAP WAG	0	6,956	6,956	6,956.23	.00	-.23	100.0%*
24445154	520000 10830 LIHEAP - F	0	3,747	3,747	3,747.00	.00	.00	100.0%
	TOTAL ENERGY CRISIS GRANT	0	747	747	746.23	.00	.77	99.9%
	TOTAL REVENUES	0	-9,956	-9,956	-9,957.00	.00	1.00	
	TOTAL EXPENSES	0	10,703	10,703	10,703.23	.00	-.23	
4507 OUT OF HOME CARE PLACEMENT-TRF								
24450754	435600 10832 OUT OF HOM	0	-866	-866	-866.74	.00	.74	100.1%
	TOTAL OUT OF HOME CARE PLACEMENT-TRF	0	-866	-866	-866.74	.00	.74	100.1%
	TOTAL REVENUES	0	-866	-866	-866.74	.00	.74	
4508 JUVENILE								
24450854	511000 10561 JUV SOC WO	559,687	-198,506	361,181	361,180.63	.00	.37	100.0%

LINCOLN COUNTY



YEAR-TO-DATE BUDGET SOCIAL SERVICES

FOR 2023 13									
4508	JUVENILE		ORIGINAL APPROP	TRANFRS/ ADJSTMTS	REVISED BUDGET	YTD ACTUAL	ENCUMBRANCES	AVAILABLE BUDGET	PCT USE/COL
24450854	520000	10561 JUV SOC WO	306,481	-84,173	222,308	222,307.82	.00	.18	100.0%
24450854	554001	10561 JUV SOC WO	2,500	0	2,500	1,949.88	.00	550.12	78.0%
24450854	570000	10561 JUV SOC WO	212,186	269,966	482,152	482,152.43	.00	-.43	100.0%*
24450857	581006	SS VEHICLE CAPI	0	41,864	41,864	41,864.00	.00	.00	100.0%
TOTAL JUVENILE			1,080,854	29,151	1,110,005	1,109,454.76	.00	550.24	100.0%
TOTAL EXPENSES			1,080,854	29,151	1,110,005	1,109,454.76	.00	550.24	
4537 YOUTH AIDS									
24453754	511000	10366 YOUTH AIDS	0	109,144	109,144	109,144.37	.00	-.37	100.0%*
24453754	520000	10366 YOUTH AIDS	0	51,800	51,800	51,800.80	.00	-.80	100.0%*
24453754	570000	10366 YOUTH AIDS	379,600	-294,954	84,646	84,645.56	.00	.44	100.0%
TOTAL YOUTH AIDS			379,600	-134,010	245,590	245,590.73	.00	-.73	100.0%
TOTAL EXPENSES			379,600	-134,010	245,590	245,590.73	.00	-.73	
4539 YOUTH AIDS LINCOLN HILLS EXP									
24453954	570000	YA LINCOLN HILL	0	439,937	439,937	439,937.21	.00	-.21	100.0%*
TOTAL YOUTH AIDS LINCOLN HILLS EXP			0	439,937	439,937	439,937.21	.00	-.21	100.0%
TOTAL EXPENSES			0	439,937	439,937	439,937.21	.00	-.21	
4545 FOSTER PARENT TRAINING									
24454554	570000	10395 FOSTER PAR	3,000	0	3,000	652.17	.00	2,347.83	21.7%
TOTAL FOSTER PARENT TRAINING			3,000	0	3,000	652.17	.00	2,347.83	21.7%
TOTAL EXPENSES			3,000	0	3,000	652.17	.00	2,347.83	
4552 YA GROUP HOME									
24455254	570000	10325 YA GROUP H	96,000	-95,950	50	-26,588.10	.00	26,638.10*****%	
TOTAL YA GROUP HOME			96,000	-95,950	50	-26,588.10	.00	26,638.10*****%	
TOTAL EXPENSES			96,000	-95,950	50	-26,588.10	.00	26,638.10	

LINCOLN COUNTY



YEAR-TO-DATE BUDGET

SOCIAL SERVICES

FOR 2023 13

4553	YA CC INSTITUTIONS	ORIGINAL APPROP	TRANFRS/ ADJSTMTS	REVISED BUDGET	YTD ACTUAL	ENCUMBRANCES	AVAILABLE BUDGET	PCT USE/COL
4553 YA CC INSTITUTIONS								
24455354	570000 10325 YA CC INST	396,000	-49,033	346,967	152,809.62	.00	194,157.38	44.0%
	TOTAL YA CC INSTITUTIONS	396,000	-49,033	346,967	152,809.62	.00	194,157.38	44.0%
	TOTAL EXPENSES	396,000	-49,033	346,967	152,809.62	.00	194,157.38	
4555 PURCHASED SERVICES RES DEV								
24455554	462402 SHELTER CARE RE	0	-179	-179	-179.53	.00	.53	100.3%
24455554	570000 10561 PURCHASED	25,000	179	25,179	25,787.44	.00	-608.44	102.4%*
	TOTAL PURCHASED SERVICES RES DEV	25,000	0	25,000	25,607.91	.00	-607.91	102.4%
	TOTAL REVENUES	0	-179	-179	-179.53	.00	.53	
	TOTAL EXPENSES	25,000	179	25,179	25,787.44	.00	-608.44	
4556 CCI								
24455654	570000 10561 NON YA INS	180,000	-35,793	144,207	66,650.00	.00	77,557.00	46.2%
	TOTAL CCI	180,000	-35,793	144,207	66,650.00	.00	77,557.00	46.2%
	TOTAL EXPENSES	180,000	-35,793	144,207	66,650.00	.00	77,557.00	
4557 FOSTER CARE								
24455754	435600 10561 SUBSIDIZED	0	-5,924	-5,924	-77,269.66	.00	71,345.66	1304.3%
24455754	570000 10561 NON YA FOS	176,000	35,793	211,793	211,793.28	.00	-.28	100.0%*
24455754	570005 10561 SUBSIDIZED	73,200	5,924	79,124	79,124.19	.00	-.19	100.0%*
	TOTAL FOSTER CARE	249,200	35,793	284,993	213,647.81	.00	71,345.19	75.0%
	TOTAL REVENUES	0	-5,924	-5,924	-77,269.66	.00	71,345.66	
	TOTAL EXPENSES	249,200	41,717	290,917	290,917.47	.00	-.47	
4558 YA ALTERNATE CARE AODA								
24455854	570000 10324 YOUTH AIDS	8,300	0	8,300	.00	.00	8,300.00	.0%

LINCOLN COUNTY



YEAR-TO-DATE BUDGET

SOCIAL SERVICES

FOR 2023 13								
4558	YA ALTERNATE CARE AODA	ORIGINAL APPROP	TRANFRS/ ADJSTMTS	REVISED BUDGET	YTD ACTUAL	ENCUMBRANCES	AVAILABLE BUDGET	PCT USE/COL
	TOTAL YA ALTERNATE CARE AODA	8,300	0	8,300	.00	.00	8,300.00	.0%
	TOTAL EXPENSES	8,300	0	8,300	.00	.00	8,300.00	
4561 FAMILY PRESERVATION								
24456154	435600 10306 SSF - REV	-42,827	0	-42,827	-42,189.78	.00	-637.22	98.5%*
24456154	570000 10306 SAFE & STA	42,827	0	42,827	42,827.00	.00	.00	100.0%
	TOTAL FAMILY PRESERVATION	0	0	0	637.22	.00	-637.22	100.0%
	TOTAL REVENUES	-42,827	0	-42,827	-42,189.78	.00	-637.22	
	TOTAL EXPENSES	42,827	0	42,827	42,827.00	.00	.00	
4562 CHILD AND FAMILIES IV E								
24456254	435600 CHILDREN AND FA	-634,032	0	-634,032	-635,083.00	.00	1,051.00	100.2%
24456254	570000 10340 CHILD & FA	50,000	-10,871	39,129	36,860.16	.00	2,268.84	94.2%
24456254	570000 10341 CHILD AND	4,000	0	4,000	2,966.82	.00	1,033.18	74.2%
	TOTAL CHILD AND FAMILIES IV E	-580,032	-10,871	-590,903	-595,256.02	.00	4,353.02	100.7%
	TOTAL REVENUES	-634,032	0	-634,032	-635,083.00	.00	1,051.00	
	TOTAL EXPENSES	54,000	-10,871	43,129	39,826.98	.00	3,302.02	
4564 SACWIS								
24456454	570000 10326 SOCIAL SER	0	10,871	10,871	10,871.00	.00	.00	100.0%
	TOTAL SACWIS	0	10,871	10,871	10,871.00	.00	.00	100.0%
	TOTAL EXPENSES	0	10,871	10,871	10,871.00	.00	.00	
4568 COMMUNITY INTERVENTION								
24456854	511000 10366 COMMUNITY	0	17,977	17,977	17,977.43	.00	-.43	100.0%*
24456854	520000 10366 COMMUNITY	0	3,821	3,821	3,821.12	.00	-.12	100.0%*
24456854	570000 10366 COMMUNITY	28,493	-10,473	18,020	18,019.27	.00	.73	100.0%
	TOTAL COMMUNITY INTERVENTION	28,493	11,325	39,818	39,817.82	.00	.18	100.0%
	TOTAL EXPENSES	28,493	11,325	39,818	39,817.82	.00	.18	

LINCOLN COUNTY



YEAR-TO-DATE BUDGET SOCIAL SERVICES

FOR 2023 13

4570	KINSHIP CARE	ORIGINAL APPROP	TRANFRS/ ADJSTMTS	REVISED BUDGET	YTD ACTUAL	ENCUMBRANCES	AVAILABLE BUDGET	PCT USE/COL
4570 KINSHIP CARE								
24457054	435600 10377 KINSHIP BE	-154,800	-19,531	-174,331	-174,331.55	.00	.55	100.0%
24457054	570000 10377 KINSHIP CA	154,800	19,531	174,331	174,331.55	.00	-.55	100.0%*
	TOTAL KINSHIP CARE	0	0	0	.00	.00	.00	.0%
	TOTAL REVENUES	-154,800	-19,531	-174,331	-174,331.55	.00	.55	
	TOTAL EXPENSES	154,800	19,531	174,331	174,331.55	.00	-.55	
4571 KINSHIP ASSESSMENTS								
24457154	435600 10380 KINSHIP AS	-15,480	-3,081	-18,561	-12,398.15	.00	-6,162.85	66.8%*
24457154	570000 10380 KINSHIP AS	15,480	3,081	18,561	12,398.16	.00	6,162.84	66.8%
	TOTAL KINSHIP ASSESSMENTS	0	0	0	.01	.00	-.01	100.0%
	TOTAL REVENUES	-15,480	-3,081	-18,561	-12,398.15	.00	-6,162.85	
	TOTAL EXPENSES	15,480	3,081	18,561	12,398.16	.00	6,162.84	
6666 UNDISTRIBUTED EXPENSE								
24666654	511000 UNALLOCATED SAL	0	0	0	.00	.00	.00	.0%
24666654	520000 UNALLOCATED EMP	0	0	0	.00	.00	.00	.0%
	TOTAL UNDISTRIBUTED EXPENSE	0	0	0	.00	.00	.00	.0%
	GRAND TOTAL	0	0	0	-300,081.72	.00	300,081.72	100.0%

** END OF REPORT - Generated by Sarah Brandner **

Lincoln County
Budget Modification Form
For the Year 2023

Issue Date:

County Department:

Social Services

12-149; 12-150

Budget Modification Number:
(Finance will assign)

Account Number	Account Name	Increase	Decrease
24021754 553000 10038	DOT ADVERTISING	519.00	
24021754 571001 10038	DOT PROGRAM EXPENSE		519.00
24021754 481100	DOT INTEREST INCOME	5,140.00	
24021757 582001 10038	DOT TRUST OUTLAY	8,905.00	
24021754 595000 10038	DOT PINECREST		3,375.00
24021754 561100 10038	DOT OFFICE SUPPLY		390.00
24008554 432500 10632	TARGETED SAFETY REVENUE	45,245.00	
24008554 511000 10632	TARGETED SAFETY WAGE	46,636.00	
24450854 511000 10561	JUV SOC WORKER WAGE		19,160.00
24008554 520000 10632	TARGETED SAFETY FRINGE	7,285.00	
24450854 520000 10561	JUV SOC WORKER FRINGE		10,028.00
24008554 555000 10632	TARGETED SAFETY MILEAGE	1,648.00	
24008554 570000 10632	TARGETED SAFETY MISC EXP	11,152.00	
24008654 511000 10632	TARGETED SAFETY WAGE MATCH	5,351.00	
24008654 520000 10632	TARGETED SAFETY FRINGE MATCH	906.00	
24008654 555000 10632	TARGETED SAFETY MILEAGE MATCH	189.00	
24008654 570000 10632	TARGETED SAFETY MISC EXP MATCH	1,266.00	
24440254 570000 10300	SUPPORT/OVRHEAD OPERATION		703.00
24440254 520000 10300	SUPPORT/OVRHEAD FRINGE	703.00	
24440354 435600 10076	IMAA REVENUE	82,943.00	
24440354 570000 10076	INCOME MAINT. UNCLASSIFIED	82,943.00	
24442254 432500 18326	DREAM UP	75,000.00	
24442254 570000 18326	DREAM UP OPERATION	75,000.00	
24442254 435600 10851	CHILD CARE STATE REVENUE	32,531.00	
24442254 570000 10851	CHILD CARE OPERATION	41,815.00	
24442254 511000 10851	CHILD CARE WAGE		5,284.00
24442254 520000 10851	CHILD CARE FRINGE		4,000.00
24444954 511000 10833	ENERGY ASSIST WAGE		6,068.00
24444954 570000 10833	ENERGY ASSIST OPERATION	6,068.00	
24445054 435600 10831	LIHEAP PB REVENUE	19,563.00	
24445054 511000 10831	LIHEAP WAGE	11,228.00	

24445054	520000	10831	LIHEAP FRINGE	7,588.00	
24445154	435600	10830	ENERGY CRISIS REVENUE	9,956.00	
24445154	511000	10830	LIHEAP WAGE	6,956.00	
24445154	520000	10830	LIHEAP FRINGE	3,747.00	
24453754	511000	10366	YOUTH AIDS WAGE	109,144.00	
24453754	520000	10366	YOUTH AIDS FRINGE	51,800.00	
24450854	511000	10561	JUV SOC WORKER WAGE		168,021.00
24450854	520000	10561	JUV SOC WORKER FRINGE		74,145.00
24450854	570000	10561	JUV SOC WORKER OPERATION	81,222.00	
24453954	570000		YA LINCOLN HILLS EXP	439,937.00	
24453754	570000	10366	YOUTH AIDS CO		294,954.00
24455254	570000	10325	YA GROUP HOME		95,950.00
24455354	570000	10325	YA CC INSTITUTIONAL		49,033.00
24455754	570000	10561	NON YA FOSTER	35,793.00	
24455654	570000	10561	NON YA INSTITUTIONAL		35,793.00
24455754	43500	10561	SUBSIDIZED GUARDIANSHIP REVENUE	5,924.00	
24455754	570005	10561	SUBSIDIZED GUARDIANSHIP	5,924.00	
24455554	462402		SHELTER CARE REIMBURSE REVENUE	179.00	
24455554	570000	10561	PURCHASED SERVICES	179.00	
24450854	511000	10561	JUV SOCIAL WORKER WAGE		11,325.00
24456854	511000	10366	COMMUNITY INTERVENTION WAGE	17,977.00	
24456854	520000	10366	COMMUNITY INTERVENTION FRINGE	3,821.00	
24456854	570000	10366	COMMUNITY INTERVENTION OPERATION		10,473.00
24456254	570000	10340	CHILDREN & FAMILY OPERATION		10,871.00
24456454	570000	10326	SOCIAL SERVICES SACWIS	10,871.00	
24000054	435600		HUMAN SERV-CTY BASE REVENUE		1,026.00
24018154	435600		0-3 REVENUE	160.00	
24450754	435600	10832	OUT OF HOME CARE PLACEMNT REVENUE	866.00	
24457054	435600	10377	KINSHIP BENEFITS REVENUE	19,531.00	
24457054	570000	10377	KINSHIP BENEFITS EXPENSES	19,531.00	
24457154	435600	10380	KINSHIP ASSESSMENT REVENUE	3,081.00	
24457154	570000	10380	KINSHIP ASSESSMENT EXPENSE	3,081.00	
24450854	570000	10561	JUV SOC WORKER OPERATION	188,744.00	
24440254	511000	10300	SUPPORT/OVRHEAD WAGE		15,772.00
24440254	570000	10300	SUPPORT/OVRHEAD OPERATION		127,944.00

24000054	435601	PRIOR PERIOD REVENUE	18,907.00
24444954	511000 10833	ENERGY ASSISTANCE WAGE	26,121.00

Description of need:

Department Head Signature

[Signature]

Committee Approval:

Finance Committee Approval:
(If total appropriation has been increased)

GRANT ALLOWABLE EXPENDITURES

GRANT NAME/PROJECT:

COMPLETED BY:

GRANT NAME/PROJECT:

GRANT NAME/PROJECT:

GRANT NAME/PROJECT:

GRANT NAME/PROJECT:

APPROVED BY:

3/13/24 Sarah Brander

Lincoln County
Budget Modification Form
 For the Year 2023

12/31/23

Issue Date:

County Department: Child Support


12-130

Budget Modification Number:
 (Finance will assign)

<u>Account Number</u>	<u>Account Name</u>	<u>Increase</u>	<u>Decrease</u>
10600054 466001	Human Services (DNA)		1000
10600054 466003	Human Services (Other)	1000	
10600054 511000 10003	Child Support Wage		551
10600054 531010 10003	Child Support Audit Service	83	
10600054 532270 10003	Blood Tests		1200
10600054 532280 10003	Investigation	163	
10600054 544000 10003	Rentals	3442	
10600054 552001 10003	Telephone	326	
10600054 554001 10003	Printing Allocation		1100
10600054 555000 10003	Travel Training	196	
10600054 560000 10003	Supplies		1360
10600054 561101 10003	Postage	454	
106000054 570000 10003	Child Support Misc		560
10600054 571000 10003	NIVD -Miscellaneous	107	

Description of need:

Department Head Signature



Committee Approval:

Finance Committee Approval:
 (if total appropriation has been increased)

GRANT ALLOWABLE EXPENDITURES

GRANT NAME/PROJECT:

COMPLETED BY:

GRANT NAME/PROJECT:

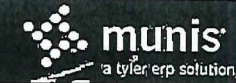
GRANT NAME/PROJECT:

GRANT NAME/PROJECT:

GRANT NAME/PROJECT:

APPROVED BY:

LINCOLN COUNTY



YEAR-TO-DATE BUDGET

FOR 2023 13

			ORIGINAL APPROP	REVISED BUDGET	YTD ACTUAL	MTD ACTUAL	ENCUMBRANCES	AVAILABLE BUDGET	PCT USE/COL
0000 DIVISION									
10600054	466001	HUMAN SERVICE (BLO	-2,200	-1,200	-968.82	.00	.00	-231.18	80.7%*
10600054	466003	HUMAN SERVICE (OTH	-3,400	-4,400	-4,406.02	.00	.00	6.02	100.1%
10600060	411100	GENERAL PROPERTY T	-29,518	-29,518	-29,518.00	.00	.00	.00	100.0%
10003 STATE CHILD SUPPORT									
10600054	435600	10003 HUMAN SERVICE	-265,273	-265,273	-335,288.90	-87,782.91	.00	70,015.90	126.4%
10600054	435601	10003 PRIOR PERIOD	0	0	-21,554.30	.00	.00	21,554.30	100.0%
10600054	511000	10003 CHILD SUPPORT	185,462	184,911	173,812.40	3,414.81	.00	11,098.60	94.0%
10600054	520000	10003 CHILD SUPPORT	81,854	81,854	78,040.60	642.75	.00	3,813.40	95.3%
10600054	531010	10003 CHILD SUPPORT	500	583	583.61	.00	.00	-.61	100.1%*
10600054	532270	10003 BLOOD TESTS	2,100	900	805.00	52.00	.00	95.00	89.4%
10600054	532280	10003 INVESTIGATION	5,800	5,963	5,963.65	292.70	.00	-.65	100.0%*
10600054	544000	10003 RENTALS	8,000	11,442	11,442.00	8,436.00	.00	.00	100.0%
10600054	551000	10003 INSURANCE	2,000	2,000	1,719.88	1,719.88	.00	280.12	86.0%
10600054	552001	10003 TELEPHONE	1,400	1,726	1,726.75	.00	.00	-.75	100.0%*
10600054	554001	10003 PRINTING ALLO	1,900	800	798.41	.00	.00	1.59	99.8%
10600054	555000	10003 TRAVEL TRAINI	1,400	1,596	1,596.59	187.93	.00	-.59	100.0%*
10600054	560000	10003 SUPPLIES	2,000	640	630.33	.00	.00	9.67	98.5%
10600054	561100	10003 NIVD - POSTAG	75	75	58.67	4.90	.00	16.33	78.2%
10600054	561101	10003 POSTAGE	4,500	4,954	4,954.28	327.59	.00	-.28	100.0%*
10600054	570000	10003 CHILD SUPPORT	3,400	2,840	2,837.82	200.00	.00	2.18	99.9%
10600054	571000	10003 NIVD -MISCELL	0	107	107.30	.00	.00	-.30	100.3%*
TOTAL DIVISION			0	0	-106,658.75	-72,504.35	.00	106,658.75	100.0%
TOTAL REVENUES			-300,391	-300,391	-391,736.04	-87,782.91	.00	91,345.04	
TOTAL EXPENSES			300,391	300,391	285,077.29	15,278.56	.00	15,313.71	
GRAND TOTAL			0	0	-106,658.75	-72,504.35	.00	106,658.75	100.0%

** END OF REPORT - Generated by Sarah Brandner **

LINCOLN COUNTY



YEAR-TO-DATE BUDGET

SOCIAL SERVICES

FOR 2024 05								
			ORIGINAL APPROP	TRANSFRS/ ADJSTMTS	REVISED BUDGET	YTD ACTUAL	ENCUMBRANCES	AVAILABLE BUDGET
								PCT USE/COL
0000 DIVISION								
24000054	435600	HUMAN SERV-CTY	-522,348	0	-522,348	-166,913.53	.00	-355,434.47
24000054	473600	INTER GOVT REV-	0	0	0	-4,596.86	.00	4,596.86
24000060	411100	SOCIAL SERVICES	-759,970	0	-759,970	-759,970.00	.00	.00
TOTAL DIVISION			-1,282,318	0	-1,282,318	-931,480.39	.00	-350,837.61
TOTAL REVENUES			-1,282,318	0	-1,282,318	-931,480.39	.00	-350,837.61
0217 STATE DOT GRANT								
24021754	435600	10038 STATE DOT	-89,251	0	-89,251	-90,351.00	.00	1,100.00
24021754	553000	10038 DOT ADVERT	300	0	300	.00	.00	300.00
24021754	554001	10038 DOT PRINTI	200	0	200	47.81	.00	152.19
24021754	561100	10038 DOT OFFICE	400	0	400	.00	.00	400.00
24021754	571001	10038 DOT PROGRA	86,351	0	86,351	6,662.17	.00	79,688.83
24021754	595000	10038 DOT PINECR	2,000	0	2,000	.00	.00	2,000.00
24021757	582001	10038 DOT TRUST	0	0	0	81,260.00	.00	-81,260.00
TOTAL STATE DOT GRANT			0	0	0	-2,381.02	.00	2,381.02
TOTAL REVENUES			-89,251	0	-89,251	-90,351.00	.00	1,100.00
TOTAL EXPENSES			89,251	0	89,251	87,969.98	.00	1,281.02
0219 COUNTY DOT EXPENDITURES								
24021954	571001	10038 COUNTY DOT	17,850	0	17,850	18,070.20	.00	-220.20
TOTAL COUNTY DOT EXPENDITURES			17,850	0	17,850	18,070.20	.00	-220.20
TOTAL EXPENSES			17,850	0	17,850	18,070.20	.00	-220.20
0285 TARGETED SAFETY GRANT EXPENSE								
24008554	432500	10632 TARGETED S	-47,300	0	-47,300	-12,682.99	.00	-34,617.01
24008554	511000	10632 TARGETED S	30,000	0	30,000	7,603.77	.00	22,396.23
24008554	520000	10632 TARGETED S	10,600	0	10,600	3,743.73	.00	6,856.27
24008554	555000	10632 TARGETED S	2,700	0	2,700	480.61	.00	2,219.39

LINCOLN COUNTY



YEAR-TO-DATE BUDGET

SOCIAL SERVICES

FOR 2024 05

0285	TARGETED SAFETY GRANT EXPENSE	ORIGINAL APPROP	TRANFRS/ ADJSTMTS	REVISED BUDGET	YTD ACTUAL	ENCUMBRANCES	AVAILABLE BUDGET	PCT USE/COL
24008554	570000 10632 TARGETED S	4,000	0	4,000	1,905.84	.00	2,094.16	47.6%
	TOTAL TARGETED SAFETY GRANT EXPENSE	0	0	0	1,050.96	.00	-1,050.96	100.0%
	TOTAL REVENUES	-47,300	0	-47,300	-12,682.99	.00	-34,617.01	
	TOTAL EXPENSES	47,300	0	47,300	13,733.95	.00	33,566.05	
0286 TARGETED SAFETY MATCH EXPENSE								
24008654	511000 10632 TARGETED S	2,967	0	2,967	834.54	.00	2,132.46	28.1%
24008654	520000 10632 TARGETED S	1,048	0	1,048	410.91	.00	637.09	39.2%
24008654	555000 10632 TARGETED S	267	0	267	52.76	.00	214.24	19.8%
24008654	570000 10632 TARGETED S	396	0	396	239.04	.00	156.96	60.4%
	TOTAL TARGETED SAFETY MATCH EXPENSE	4,678	0	4,678	1,537.25	.00	3,140.75	32.9%
	TOTAL EXPENSES	4,678	0	4,678	1,537.25	.00	3,140.75	
4402 SUPPORT/OVERHEAD								
24440254	511000 10300 SUPPORT/OV	196,743	0	196,743	43,473.64	.00	153,269.36	22.1%
24440254	511001 BOARD PER DIEM	3,000	0	3,000	551.48	.00	2,448.52	18.4%
24440254	520000 SUPPORT/OVERHEA	230	0	230	34.84	.00	195.16	15.1%
24440254	520000 10300 SUPPORT/OV	69,691	0	69,691	18,184.93	.00	51,506.07	26.1%
24440254	554001 10300 PRINTING A	1,500	0	1,500	330.64	.00	1,169.36	22.0%
24440254	570000 10300 SUPPORT/OV	-690,092	0	-690,092	-153,447.23	.00	-536,644.77	22.2%*
	TOTAL SUPPORT/OVERHEAD	-418,928	0	-418,928	-90,871.70	.00	-328,056.30	21.7%
	TOTAL EXPENSES	-418,928	0	-418,928	-90,871.70	.00	-328,056.30	
4403 INCOME MAINTENANCE								
24440354	435600 10076 IMAA REVEN	-577,775	0	-577,775	-167,485.00	.00	-410,290.00	29.0%*
24440354	511000 10076 INC MAINT	323,191	0	323,191	68,653.26	.00	254,537.74	21.2%
24440354	520000 10076 INC MAINT	207,216	0	207,216	45,043.29	.00	162,172.71	21.7%
24440354	554001 10076 PRINTING A	500	0	500	75.39	.00	424.61	15.1%
24440354	570000 10076 INC MAINT	284,276	0	284,276	54,524.91	.00	229,751.09	19.2%
	TOTAL INCOME MAINTENANCE	237,408	0	237,408	811.85	.00	236,596.15	.3%
	TOTAL REVENUES	-577,775	0	-577,775	-167,485.00	.00	-410,290.00	
	TOTAL EXPENSES	815,183	0	815,183	168,296.85	.00	646,886.15	

LINCOLN COUNTY



YEAR-TO-DATE BUDGET

SOCIAL SERVICES

FOR 2024 05								
4422	SS CHILD CARE ADMIN	ORIGINAL APPROP	TRANFRS/ADJSTMTS	REVISED BUDGET	YTD ACTUAL	ENCUMBRANCES	AVAILABLE BUDGET	PCT USE/COL
4422 SS CHILD CARE ADMIN								
24442254	435600 10851 CHILD CARE	-208,234	0	-208,234	-40,454.58	.00	-167,779.42	19.4%*
24442254	511000 10851 SS CHILD C	87,731	0	87,731	16,853.28	.00	70,877.72	19.2%
24442254	520000 10851 SS CHILD C	63,273	0	63,273	14,404.24	.00	48,868.76	22.8%
24442254	570000 10851 SS CHILD C	59,005	0	59,005	9,197.06	.00	49,807.94	15.6%
TOTAL SS CHILD CARE ADMIN		1,775	0	1,775	.00	.00	1,775.00	.0%
TOTAL REVENUES		-208,234	0	-208,234	-40,454.58	.00	-167,779.42	
TOTAL EXPENSES		210,009	0	210,009	40,454.58	.00	169,554.42	
4449 ENERGY ASSISTANCE								
24444954	511000 10833 ENERGY ASS	52,646	0	52,646	.00	.00	52,646.00	.0%
24444954	520000 10833 ENERGY ASS	35,793	0	35,793	.00	.00	35,793.00	.0%
24444954	554001 10833 ENERGY ASS	0	0	0	38.23	.00	-38.23	100.0%*
24444954	570000 10833 ENERGY ASS	0	0	0	826.12	.00	-826.12	100.0%*
TOTAL ENERGY ASSISTANCE		88,439	0	88,439	864.35	.00	87,574.65	1.0%
TOTAL EXPENSES		88,439	0	88,439	864.35	.00	87,574.65	
4450 LIHEAP PUBLIC BENEFITS								
24445054	435600 10831 LIHEAP PB	0	0	0	-4,800.32	.00	4,800.32	100.0%
24445054	511000 10831 LIHEAP WAG	0	0	0	7,247.56	.00	-7,247.56	100.0%*
24445054	520000 10831 LIHEAP - W	0	0	0	5,024.67	.00	-5,024.67	100.0%*
TOTAL LIHEAP PUBLIC BENEFITS		0	0	0	7,471.91	.00	-7,471.91	100.0%
TOTAL REVENUES		0	0	0	-4,800.32	.00	4,800.32	
TOTAL EXPENSES		0	0	0	12,272.23	.00	-12,272.23	
4508 JUVENILE								
24450854	511000 10561 JUV SOC WO	345,522	0	345,522	91,335.62	.00	254,186.38	26.4%
24450854	520000 10561 JUV SOC WO	242,906	0	242,906	56,195.31	.00	186,710.69	23.1%
24450854	554001 10561 JUV SOC WO	2,500	0	2,500	576.31	.00	1,923.69	23.1%


LINCOLN COUNTY



YEAR-TO-DATE BUDGET SOCIAL SERVICES

FOR 2024 05								
4508	JUVENILE	ORIGINAL APPROP	TRANFRS/ ADJSTMTS	REVISED BUDGET	YTD ACTUAL	ENCUMBRANCES	AVAILABLE BUDGET	PCT USE/COL
24450854	570000 10561 JUV SOC WO	306,503	0	306,503	86,067.37	.00	220,435.63	28.1%
	TOTAL JUVENILE	897,431	0	897,431	234,174.61	.00	663,256.39	26.1%
	TOTAL EXPENSES	897,431	0	897,431	234,174.61	.00	663,256.39	
4537 YOUTH AIDS								
24453754	511000 10366 YOUTH AIDS	142,913	0	142,913	27,768.79	.00	115,144.21	19.4%
24453754	520000 10366 YOUTH AIDS	80,760	0	80,760	15,220.78	.00	65,539.22	18.8%
24453754	570000 10366 YOUTH AIDS	41,064	0	41,064	31,743.31	.00	9,320.69	77.3%
	TOTAL YOUTH AIDS	264,737	0	264,737	74,732.88	.00	190,004.12	28.2%
	TOTAL EXPENSES	264,737	0	264,737	74,732.88	.00	190,004.12	
4539 YOUTH AIDS LINCOLN HILLS EXP								
24453954	570000 YA LINCOLN HILL	0	0	0	79,671.43	.00	-79,671.43	100.0%*
	TOTAL YOUTH AIDS LINCOLN HILLS EXP	0	0	0	79,671.43	.00	-79,671.43	100.0%
	TOTAL EXPENSES	0	0	0	79,671.43	.00	-79,671.43	
4545 FOSTER PARENT TRAINING								
24454554	570000 10395 FOSTER PAR	2,430	0	2,430	90.00	.00	2,340.00	3.7%
	TOTAL FOSTER PARENT TRAINING	2,430	0	2,430	90.00	.00	2,340.00	3.7%
	TOTAL EXPENSES	2,430	0	2,430	90.00	.00	2,340.00	
4552 YA GROUP HOME								
24455254	570000 10325 YA GROUP H	110,000	0	110,000	-662.86	.00	110,662.86	-.6%
	TOTAL YA GROUP HOME	110,000	0	110,000	-662.86	.00	110,662.86	-.6%
	TOTAL EXPENSES	110,000	0	110,000	-662.86	.00	110,662.86	
4553 YA CC INSTITUTIONS								
24455354	570000 10325 YA CC INST	150,000	0	150,000	-361.39	.00	150,361.39	-.2%

LINCOLN COUNTY



YEAR-TO-DATE BUDGET

SOCIAL SERVICES

FOR 2024 05								
4553	YA CC INSTITUTIONS	ORIGINAL APPROP	TRANFRS/ ADJSTMTS	REVISED BUDGET	YTD ACTUAL	ENCUMBRANCES	AVAILABLE BUDGET	PCT USE/COL
	TOTAL YA CC INSTITUTIONS	150,000	0	150,000	-361.39	.00	150,361.39	-.2%
	TOTAL EXPENSES	150,000	0	150,000	-361.39	.00	150,361.39	
4555 PURCHASED SERVICES RES DEV								
24455554	462402 SHELTER CARE RE	0	0	0	-1,176.95	.00	1,176.95	100.0%
24455554	570000 10561 PURCHASED	25,000	0	25,000	.00	.00	25,000.00	.0%
	TOTAL PURCHASED SERVICES RES DEV	25,000	0	25,000	-1,176.95	.00	26,176.95	-4.7%
	TOTAL REVENUES	0	0	0	-1,176.95	.00	1,176.95	
	TOTAL EXPENSES	25,000	0	25,000	.00	.00	25,000.00	
4556 CCI								
24455654	570000 10561 NON YA INS	157,000	0	157,000	.00	.00	157,000.00	.0%
	TOTAL CCI	157,000	0	157,000	.00	.00	157,000.00	.0%
	TOTAL EXPENSES	157,000	0	157,000	.00	.00	157,000.00	
4557 FOSTER CARE								
24455754	435600 10561 SUBSIDIZED	-80,400	0	-80,400	-14,438.08	.00	-65,961.92	18.0%*
24455754	570000 10561 NON YA FOS	180,000	0	180,000	28,341.78	.00	151,658.22	15.7%
24455754	570005 10561 SUBSIDIZED	83,256	0	83,256	17,118.95	.00	66,137.05	20.6%
	TOTAL FOSTER CARE	182,856	0	182,856	31,022.65	.00	151,833.35	17.0%
	TOTAL REVENUES	-80,400	0	-80,400	-14,438.08	.00	-65,961.92	
	TOTAL EXPENSES	263,256	0	263,256	45,460.73	.00	217,795.27	
4558 YA ALTERNATE CARE AODA								
24455854	570000 10324 YOUTH AIDS	7,739	0	7,739	.00	.00	7,739.00	.0%
	TOTAL YA ALTERNATE CARE AODA	7,739	0	7,739	.00	.00	7,739.00	.0%
	TOTAL EXPENSES	7,739	0	7,739	.00	.00	7,739.00	
4560 GROUP HOMES								

LINCOLN COUNTY



YEAR-TO-DATE BUDGET SOCIAL SERVICES

FOR 2024 05								
4560	GROUP HOMES	ORIGINAL APPROP	TRANFRS/ ADJSTMTS	REVISED BUDGET	YTD ACTUAL	ENCUMBRANCES	AVAILABLE BUDGET	PCT USE/COL
24456054	570000 10561 NON YA GRO	0	0	0	20,357.52	.00	-20,357.52	100.0%*
	TOTAL GROUP HOMES	0	0	0	20,357.52	.00	-20,357.52	100.0%
	TOTAL EXPENSES	0	0	0	20,357.52	.00	-20,357.52	
4561 FAMILY PRESERVATION								
24456154	435600 10306 SSF - REV	-42,827	0	-42,827	-1,472.30	.00	-41,354.70	3.4%*
24456154	554001 10306 SAFE & STA	0	0	0	27.16	.00	-27.16	100.0%*
24456154	570000 10306 SAFE & STA	42,827	0	42,827	10,896.91	.00	31,930.09	25.4%
	TOTAL FAMILY PRESERVATION	0	0	0	9,451.77	.00	-9,451.77	100.0%
	TOTAL REVENUES	-42,827	0	-42,827	-1,472.30	.00	-41,354.70	
	TOTAL EXPENSES	42,827	0	42,827	10,924.07	.00	31,902.93	
4562 CHILD AND FAMILIES IV E								
24456254	435600 CHILDREN AND FA	-634,032	0	-634,032	-290,895.53	.00	-343,136.47	45.9%*
24456254	570000 10340 CHILD & FA	40,000	0	40,000	2,060.44	.00	37,939.56	5.2%
24456254	570000 10341 CHILD AND	10,000	0	10,000	535.50	.00	9,464.50	5.4%
	TOTAL CHILD AND FAMILIES IV E	-584,032	0	-584,032	-288,299.59	.00	-295,732.41	49.4%
	TOTAL REVENUES	-634,032	0	-634,032	-290,895.53	.00	-343,136.47	
	TOTAL EXPENSES	50,000	0	50,000	2,595.94	.00	47,404.06	
4564 SACWIS								
24456454	570000 10326 SOCIAL SER	0	0	0	7,564.80	.00	-7,564.80	100.0%*
	TOTAL SACWIS	0	0	0	7,564.80	.00	-7,564.80	100.0%
	TOTAL EXPENSES	0	0	0	7,564.80	.00	-7,564.80	
4568 COMMUNITY INTERVENTION								
24456854	511000 10366 COMMUNITY	103,639	0	103,639	.00	.00	103,639.00	.0%

LINCOLN COUNTY



YEAR-TO-DATE BUDGET SOCIAL SERVICES

FOR 2024 05								
4568	COMMUNITY INTERVENTION	ORIGINAL APPROP	TRANFRS/ADJSTMTS	REVISED BUDGET	YTD ACTUAL	ENCUMBRANCES	AVAILABLE BUDGET	PCT USE/COL
24456854	520000 10366 COMMUNITY	21,233	0	21,233	.00	.00	21,233.00	.0%
24456854	570000 10366 COMMUNITY	13,063	0	13,063	4,384.95	.00	8,678.05	33.6%
	TOTAL COMMUNITY INTERVENTION	137,935	0	137,935	4,384.95	.00	133,550.05	3.2%
	TOTAL EXPENSES	137,935	0	137,935	4,384.95	.00	133,550.05	
4570 KINSHIP CARE								
24457054	435600 10377 KINSHIP BE	-176,400	0	-176,400	-58,549.24	.00	-117,850.76	33.2%*
24457054	570000 10377 KINSHIP CA	176,400	0	176,400	77,299.24	.00	99,100.76	43.8%
	TOTAL KINSHIP CARE	0	0	0	18,750.00	.00	-18,750.00	100.0%
	TOTAL REVENUES	-176,400	0	-176,400	-58,549.24	.00	-117,850.76	
	TOTAL EXPENSES	176,400	0	176,400	77,299.24	.00	99,100.76	
4571 KINSHIP ASSESSMENTS								
24457154	435600 10380 KINSHIP AS	-17,640	0	-17,640	-3,554.13	.00	-14,085.87	20.1%*
24457154	570000 10380 KINSHIP AS	17,640	0	17,640	3,642.16	.00	13,997.84	20.6%
	TOTAL KINSHIP ASSESSMENTS	0	0	0	88.03	.00	-88.03	100.0%
	TOTAL REVENUES	-17,640	0	-17,640	-3,554.13	.00	-14,085.87	
	TOTAL EXPENSES	17,640	0	17,640	3,642.16	.00	13,997.84	
6666 UNDISTRIBUTED EXPENSE								
24666654	511000 UNALLOCATED SAL	0	0	0	142,358.03	.00	-142,358.03	100.0%*
24666654	520000 UNALLOCATED EMP	0	0	0	80,488.89	.00	-80,488.89	100.0%*
	TOTAL UNDISTRIBUTED EXPENSE	0	0	0	222,846.92	.00	-222,846.92	100.0%
	TOTAL EXPENSES	0	0	0	222,846.92	.00	-222,846.92	
	GRAND TOTAL	0	0	0	-582,291.82	.00	582,291.82	100.0%

** END OF REPORT - Generated by Sarah Brandner **

LINCOLN COUNTY



YEAR-TO-DATE BUDGET

CHILD SUPPORT

FOR 2024 05									
			ORIGINAL APPROP	TRANFRS/ ADJSTMTS	REVISED BUDGET	YTD ACTUAL	ENCUMBRANCES	AVAILABLE BUDGET	PCT USE/COL
0010 GENERAL FUND									
10600054	435600	10003 HUMAN SERV	-279,627	0	-279,627	-72,276.35	.00	-207,350.65	25.8%*
10600054	466001	HUMAN SERVICE (-2,000	0	-2,000	-588.08	.00	-1,411.92	29.4%*
10600054	466003	HUMAN SERVICE (-3,800	0	-3,800	-1,231.06	.00	-2,568.94	32.4%*
10600054	511000	10003 CHILD SUPP	196,606	0	196,606	56,645.87	.00	139,960.13	28.8%
10600054	520000	10003 CHILD SUPP	86,604	0	86,604	26,785.18	.00	59,818.82	30.9%
10600054	531010	10003 CHILD SUPP	500	0	500	.00	.00	500.00	.0%
10600054	532270	10003 BLOOD TEST	2,100	0	2,100	275.00	.00	1,825.00	13.1%
10600054	532280	10003 INVESTIGAT	6,000	0	6,000	1,738.50	.00	4,261.50	29.0%
10600054	544000	10003 RENTALS	8,200	0	8,200	.00	.00	8,200.00	.0%
10600054	551000	10003 INSURANCE	1,800	0	1,800	.00	.00	1,800.00	.0%
10600054	552001	10003 TELEPHONE	1,400	0	1,400	557.07	.00	842.93	39.8%
10600054	554001	10003 PRINTING A	1,900	0	1,900	249.99	.00	1,650.01	13.2%
10600054	555000	10003 TRAVEL TRA	1,400	0	1,400	250.00	.00	1,150.00	17.9%
10600054	560000	10003 SUPPLIES	2,000	0	2,000	952.99	.00	1,047.01	47.6%
10600054	561100	10003 NIVD - POS	75	0	75	40.50	.00	34.50	54.0%
10600054	561101	10003 POSTAGE	4,500	0	4,500	1,115.82	.00	3,384.18	24.8%
10600054	570000	10003 CHILD SUPP	3,400	0	3,400	1,784.00	.00	1,616.00	52.5%
10600054	571000	10003 NIVD -MISC	0	0	0	34.35	.00	-34.35	100.0%*
10600054	571004	10003 BACKGROUND	144	0	144	.00	.00	144.00	.0%
10600060	411100	GENERAL PROPERT	-31,202	0	-31,202	-31,202.00	.00	.00	100.0%
TOTAL GENERAL FUND			0	0	0	-14,868.22	.00	14,868.22	100.0%
TOTAL REVENUES			-316,629	0	-316,629	-105,297.49	.00	-211,331.51	
TOTAL EXPENSES			316,629	0	316,629	90,429.27	.00	226,199.73	
GRAND TOTAL			0	0	0	-14,868.22	.00	14,868.22	100.0%

** END OF REPORT - Generated by Sarah Brandner **

LINCOLN COUNTY



NEXT YEAR BUDGET COMPARISON REPORT

PROJECTION: 2025 2025 LINCOLN COUNTY BUDGET

FOR PERIOD 99

ACCOUNTS FOR: DIVISION			2023 ACTUAL	2024 ORIG BUD	2024 REVISED BUD	2025 DEPARTMENT	2025 DEPARTMENT	2025 DEPARTMENT	PCT CHANGE
10600054	435600 10003 HUMAN SERV COMMITTEE SIGNATURES:		-369,381.01	-279,627.00	-279,627.00	-270,208.00	-270,208.00	-270,208.00	-3.4%
10600054	435601 10003 PR PD REV		-21,554.30	.00	.00	.00	.00	.00	.0%
10600054	466001 BLOOD TEST		-968.82	-2,000.00	-2,000.00	-1,200.00	-1,200.00	-1,200.00	-40.0%
10600054	466003 OTHER FEES		-4,406.02	-3,800.00	-3,800.00	-3,800.00	-3,800.00	-3,800.00	.0%
10600054	511000 10003 CS SAL WGS		173,812.40	196,606.00	196,606.00	185,594.00	185,594.00	185,594.00	-5.6%
10600054	520000 10003 CS EMP BEN		78,040.60	86,604.00	86,604.00	86,291.00	86,291.00	86,291.00	-.4%
10600054	531010 10003 CS AUDIT		583.61	500.00	500.00	600.00	600.00	600.00	20.0%
10600054	532270 10003 BLOOD TEST		805.00	2,100.00	2,100.00	1,000.00	1,000.00	1,000.00	-52.4%
10600054	532280 10003 INVEST EXP		5,963.65	6,000.00	6,000.00	6,000.00	6,000.00	6,000.00	.0%
10600054	544000 10003 RENTALS		11,442.00	8,200.00	8,200.00	11,400.00	11,400.00	11,400.00	39.0%
10600054	551000 10003 INSURANCE		1,719.88	1,800.00	1,800.00	1,800.00	1,800.00	1,800.00	.0%
10600054	552001 10003 TELEPHONE		1,726.75	1,400.00	1,400.00	1,750.00	1,750.00	1,750.00	25.0%
10600054	554001 10003 PRINT ALLO		798.41	1,900.00	1,900.00	1,200.00	1,200.00	1,200.00	-36.8%
10600054	555000 10003 TRAV TRAIN		1,596.59	1,400.00	1,400.00	1,600.00	1,600.00	1,600.00	14.3%
10600054	560000 10003 SUPPLIES		630.33	2,000.00	2,000.00	2,000.00	2,000.00	2,000.00	.0%
10600054	561100 10003 NIVD POSTA		58.67	75.00	75.00	75.00	75.00	75.00	.0%

LINCOLN COUNTY



NEXT YEAR BUDGET COMPARISON REPORT

PROJECTION: 2025 2025 LINCOLN COUNTY BUDGET

FOR PERIOD 99

ACCOUNTS FOR: DIVISION	2023 ACTUAL	2024 ORIG BUD	2024 REVISED BUD	2025 DEPARTMENT	2025 DEPARTMENT	2025 DEPARTMENT	PCT CHANGE
10600054 561101 10003 POSTAGE	4,954.28	4,500.00	4,500.00	4,500.00	4,500.00	4,500.00	.0%
10600054 570000 10003 CS BDGT EX	2,837.82	3,400.00	3,400.00	2,600.00	2,600.00	2,600.00	-23.5%
10600054 571000 10003 NIVD-MISC	107.30	.00	.00	.00	.00	.00	.0%
10600054 571004 10003 MISC EXP	.00	144.00	144.00	.00	.00	.00	.0%
10600060 411100 PROP TAX	-29,518.00	-31,202.00	-31,202.00	-31,202.00	-31,202.00	-31,202.00	.0%
TOTAL REVENUE	-425,828.15	-316,629.00	-316,629.00	-306,410.00	-306,410.00	-306,410.00	.0%
TOTAL EXPENSE	285,077.29	316,629.00	316,629.00	306,410.00	306,410.00	306,410.00	.0%
GRAND TOTAL	-140,750.86	.00	.00	.00	.00	.00	.0%

** END OF REPORT - Generated by Sarah Brandner **

LINCOLN COUNTY



NEXT YEAR / CURRENT YEAR BUDGET ANALYSIS

PROJECTION: 2025 2025 LINCOLN COUNTY BUDGET FOR PERIOD 99

ACCOUNTS FOR:			2023	2024	2024	2024	2024	2025	PCT
SOCIAL SERVICES FUND			ACTUAL	ORIG BUD	REVISED BUD	ACTUAL	PROJECTION	DEPARTMENT	CHANGE
24000049	492000	TRANSF IN	-500,000.00	.00	.00	.00	.00	.00	.0%
COMMITTEE SIGNATURES:									

24000054	435600	HS GRANT	-446,806.48	-522,348.00	-522,348.00	-166,913.53	-522,348.00	-567,949.00	8.7%
24000054	435601	PR PD REV	-18,907.78	.00	.00	.00	.00	.00	.0%
24000054	466000	HUM SER PC	.00	.00	.00	-350.00	.00	.00	.0%
24000054	472900	LH REV	-446.58	.00	.00	.00	.00	.00	.0%
24000054	473600	IG REV	.00	.00	.00	-4,596.86	.00	.00	.0%
24000060	411100	PROP TAX	-777,257.00	-759,970.00	-759,970.00	-759,970.00	-759,970.00	-767,570.00	1.0%
24018154	435600	0-3 REV	-160.00	.00	.00	.00	.00	.00	.0%
24021754	435600 10038	ST DOT GRT	-89,036.00	-89,251.00	-89,251.00	-90,351.00	-89,251.00	-90,351.00	1.2%
24021754	481100	DOT INTERE	-5,140.78	.00	.00	.00	.00	.00	.0%
24021754	553000 10038	DOT ADVERT	819.00	300.00	300.00	.00	300.00	600.00	100.0%
24021754	554001 10038	DOT PRINTI	176.52	200.00	200.00	47.81	200.00	200.00	.0%
24021754	561100 10038	DOT SUPPLI	.00	400.00	400.00	.00	400.00	100.00	-75.0%
24021754	571001 10038	DOT P EXP	83,778.81	86,351.00	86,351.00	6,542.17	86,351.00	88,651.00	2.7%
24021754	595000 10038	DOT PC	624.73	2,000.00	2,000.00	.00	2,000.00	800.00	-60.0%

LINCOLN COUNTY



NEXT YEAR / CURRENT YEAR BUDGET ANALYSIS

PROJECTION: 2025 2025 LINCOLN COUNTY BUDGET							FOR PERIOD 99			
ACCOUNTS FOR:				2023	2024	2024	2024	2024	2025	PCT
SOCIAL SERVICES FUND				ACTUAL	ORIG BUD	REVISED BUD	ACTUAL	PROJECTION	DEPARTMENT	CHANGE
24021757	582001	10038	DOT OUTLAY	10,000.00	.00	.00	81,260.00	.00	.00	.0%
24021954	571001	10038	CTY DOT EX	17,807.20	17,850.00	17,850.00	18,070.20	17,850.00	18,070.00	1.2%
24008554	432500	10632	FED GRANT	-81,145.84	-47,300.00	-47,300.00	-12,682.99	-47,300.00	-58,000.00	22.6%
24008554	511000	10632	SAL WAGES	68,036.37	30,000.00	30,000.00	7,603.77	30,000.00	40,000.00	33.3%
24008554	520000	10632	EMP BENEF	17,085.31	10,600.00	10,600.00	3,743.73	10,600.00	11,300.00	6.6%
24008554	555000	10632	TRAV TRAIN	2,348.96	2,700.00	2,700.00	480.61	2,700.00	2,700.00	.0%
24008554	570000	10632	UNCLASSFD	15,152.01	4,000.00	4,000.00	1,905.84	4,000.00	4,000.00	.0%
24008654	511000	10632	SAL WAGES	7,467.36	2,967.00	2,967.00	834.54	2,967.00	3,956.00	33.3%
24008654	520000	10632	EMP BENEF	1,875.29	1,048.00	1,048.00	410.91	1,048.00	1,118.00	6.7%
24008654	555000	10632	TRAV TRAIN	258.58	267.00	267.00	52.76	267.00	267.00	.0%
24008654	570000	10632	UNCLASSFD	1,662.22	396.00	396.00	239.04	396.00	396.00	.0%
24440254	511000	10300	SUP SALARY	186,184.66	196,743.00	196,743.00	43,473.64	196,743.00	205,770.00	4.6%
24440254	511001		BD PDIEM	2,120.16	3,000.00	3,000.00	551.48	3,000.00	2,600.00	-13.3%
24440254	520000		S/O EMP BN	128.63	230.00	230.00	34.84	230.00	199.00	-13.5%
24440254	520000	10300	SO EMP BEN	74,637.53	69,691.00	69,691.00	18,184.93	69,691.00	73,858.00	6.0%
24440254	554001	10300	PRINT ALLO	496.90	1,500.00	1,500.00	330.64	1,500.00	1,500.00	.0%
24440254	570000	10300	SO UNC EXP	-757,611.04	-690,092.00	-690,092.00	-153,447.23	-690,092.00	-758,345.00	9.9%
24440354	435600	10076	IMAA REV	-630,871.00	-577,775.00	-577,775.00	-167,485.00	-577,775.00	-585,188.00	1.3%
24440354	511000	10076	IM SALARY	304,798.44	323,191.00	323,191.00	68,653.26	323,191.00	332,565.00	2.9%
24440354	520000	10076	IM EMP BEN	196,152.30	207,216.00	207,216.00	45,043.29	207,216.00	219,693.00	6.0%
24440354	554001	10076	PRINT ALLO	244.32	500.00	500.00	75.39	500.00	400.00	-20.0%
24440354	570000	10076	IM INC EXP	323,943.54	284,276.00	284,276.00	54,524.91	284,276.00	310,499.00	9.2%

LINCOLN COUNTY



NEXT YEAR / CURRENT YEAR BUDGET ANALYSIS

PROJECTION: 2025 2025 LINCOLN COUNTY BUDGET										FOR PERIOD 99	
ACCOUNTS FOR:				2023	2024	2024	2024	2024	2025	PCT	
SOCIAL SERVICES FUND				ACTUAL	ORIG BUD	REVISED BUD	ACTUAL	PROJECTION	DEPARTMENT	CHANGE	
24442254 432500 18326	FED GRANT			-75,000.01	.00	.00	.00	.00	.00	.0%	
24442254 435600 10851	CH CR REV			-187,265.99	-208,234.00	-208,234.00	-40,454.58	-208,234.00	-242,653.00	16.5%	
24442254 511000 10851	CH CR SAL			76,720.05	87,731.00	87,731.00	16,853.28	87,731.00	91,225.00	4.0%	
24442254 520000 10851	CH CR EMPL			58,069.21	63,273.00	63,273.00	14,404.24	63,273.00	67,297.00	6.4%	
24442254 570000 10851	CH CR UNAL			52,476.73	59,005.00	59,005.00	9,197.06	.00	.00	-100.0%	
24442254 570000 18326	UNCLASSFD			75,000.00	.00	.00	.00	.00	.00	.0%	
24442254 570001 10851	CCA UNALL			.00	.00	.00	.00	.00	84,133.00	.0%	
24444954 511000 10833	EA SALARY			12,408.55	52,646.00	52,646.00	.00	52,646.00	14,000.00	-73.4%	
24444954 520000 10833	EA FRINGES			6,595.38	35,793.00	35,793.00	.00	35,793.00	8,982.00	-74.9%	
24444954 554001 10833	PRINT ALLO			133.91	.00	.00	38.23	.00	.00	.0%	
24444954 570000 10833	EA UNALLOC			6,068.23	.00	.00	826.12	.00	.00	.0%	
24445054 435600 10831	LIHEAP PB			-36,232.74	.00	.00	-4,800.32	.00	.00	.0%	
24445054 511000 10831	LIHEAP WG			11,228.53	.00	.00	7,247.56	.00	26,279.00	.0%	
24445054 520000 10831	LIHEAP WG			7,588.46	.00	.00	5,024.67	.00	19,000.00	.0%	
24445154 435600 10830	ENERGY CG			-9,957.00	.00	.00	.00	.00	.00	.0%	
24445154 511000 10830	LIHEAP WG			6,956.23	.00	.00	.00	.00	14,000.00	.0%	
24445154 520000 10830	LIHEAP FRI			3,747.00	.00	.00	.00	.00	10,000.00	.0%	
24450754 435600 10832	OHCP-REV			-866.74	.00	.00	.00	.00	.00	.0%	
24450854 511000 10561	JUV SW SAL			361,180.63	345,522.00	345,522.00	91,335.62	345,522.00	445,229.00	28.9%	
24450854 520000 10561	JUV SW BEN			222,307.82	242,906.00	242,906.00	56,195.31	242,906.00	256,303.00	5.5%	
24450854 554001 10561	JUV SW PRI			1,949.88	2,500.00	2,500.00	576.31	2,500.00	2,100.00	-16.0%	
24450854 570000 10561	JUV OTHER			482,152.43	306,503.00	306,503.00	86,067.37	306,503.00	.00	-100.0%	

LINCOLN COUNTY



NEXT YEAR / CURRENT YEAR BUDGET ANALYSIS

PROJECTION: 2025 2025 LINCOLN COUNTY BUDGET FOR PERIOD 99

ACCOUNTS FOR:				2023	2024	2024	2024	2024	2025	PCT
SOCIAL SERVICES FUND				ACTUAL	ORIG BUD	REVISED BUD	ACTUAL	PROJECTION	DEPARTMENT	CHANGE
24450854	570001	10561	JS MISC	.00	.00	.00	.00	.00	482,153.00	.0%
24450857	581006		VEH OUTLAY	41,864.00	.00	.00	.00	.00	.00	.0%
24453754	511000	10366	SAL WAGES	109,144.37	142,913.00	142,913.00	27,768.79	142,913.00	131,668.00	-7.9%
24453754	520000	10366	EMP BENEF	51,800.80	80,760.00	80,760.00	15,220.78	80,760.00	70,384.00	-12.8%
24453754	570000	10366	YA COMM	84,645.56	41,064.00	41,064.00	31,743.31	41,064.00	.00	.0%
24453954	570000		YA LH OPER	439,937.21	.00	.00	79,671.43	.00	.00	.0%
24454554	570000	10395	F.P.TRAIN	652.17	2,430.00	2,430.00	90.00	2,430.00	2,431.00	.0%
24455254	570000	10325	YA GPR HM	-26,588.10	110,000.00	110,000.00	-662.86	110,000.00	.00	.0%
24455354	570000	10325	YA CC INST	152,809.62	150,000.00	150,000.00	-361.39	150,000.00	322,351.00	114.9%
24455554	462402		BOARD REIM	-179.53	.00	.00	-1,176.95	.00	-1,000.00	.0%
24455554	570000	10561	PURCH SERV	25,787.44	25,000.00	25,000.00	.00	25,000.00	5,000.00	-80.0%
24455654	570000	10561	NON YA	66,650.00	157,000.00	157,000.00	.00	157,000.00	.00	.0%
24455754	435600	10561	SUB GAR RE	-77,269.66	-80,400.00	-80,400.00	-14,438.08	-80,400.00	-80,400.00	.0%
24455754	570000	10561	NON YA FOS	211,793.28	180,000.00	180,000.00	28,341.78	180,000.00	210,000.00	16.7%
24455754	570005	10561	SUB GUARD	79,124.19	83,256.00	83,256.00	17,118.95	83,256.00	83,256.00	.0%
24455854	570000	10324	YA AODA	.00	7,739.00	7,739.00	.00	7,739.00	7,739.00	.0%
24456054	570000	10561	NON YA GRO	.00	.00	.00	20,357.52	.00	.00	.0%
24456154	435600	10306	SSF - REV	-42,189.78	-42,827.00	-42,827.00	-1,472.30	-42,827.00	-42,827.00	.0%
24456154	554001	10306	S&S PRINT	.00	.00	.00	27.16	.00	.00	.0%
24456154	570000	10306	SAFE & STA	42,827.00	42,827.00	42,827.00	10,896.91	42,827.00	42,827.00	.0%
24456254	435600		HUMAN SERV	-635,083.00	-634,032.00	-634,032.00	-290,895.53	-634,032.00	-640,316.00	1.0%
24456254	570000	10340	CH & FM IV	36,860.16	40,000.00	40,000.00	2,060.44	40,000.00	36,000.00	-10.0%

LINCOLN COUNTY



NEXT YEAR / CURRENT YEAR BUDGET ANALYSIS

PROJECTION: 2025 2025 LINCOLN COUNTY BUDGET FOR PERIOD 99

ACCOUNTS FOR:				2023	2024	2024	2024	2024	2025	PCT
SOCIAL SERVICES FUND				ACTUAL	ORIG BUD	REVISED BUD	ACTUAL	PROJECTION	DEPARTMENT	CHANGE
24456254	570000	10341	CHLD FAMIL	2,966.82	10,000.00	10,000.00	535.50	10,000.00	10,000.00	.0%
24456454	570000	10326	SS SACWIS	10,871.00	.00	.00	7,564.80	.00	.00	.0%
24456854	511000	10366	SAL WAGES	17,977.43	103,639.00	103,639.00	.00	103,639.00	29,198.00	-71.8%
24456854	520000	10366	EMP BENEF	3,821.12	21,233.00	21,233.00	.00	21,233.00	22,447.00	5.7%
24456854	570000	10366	COM INTERV	18,019.27	13,063.00	13,063.00	4,384.95	13,063.00	21,355.00	63.5%
24457054	435600	10377	KINSHIP BE	-174,331.55	-176,400.00	-176,400.00	-58,549.24	-176,400.00	-218,250.00	23.7%
24457054	570000	10377	KINSHP CAR	174,331.55	176,400.00	176,400.00	77,299.24	176,400.00	218,250.00	23.7%
24457154	435600	10380	KINS ASSES	-12,398.15	-17,640.00	-17,640.00	-3,554.13	-17,640.00	-21,825.00	23.7%
24457154	570000	10380	KINS ASSES	12,398.16	17,640.00	17,640.00	3,642.16	17,640.00	21,825.00	23.7%
24666654	511000		SAL WAGES	.00	.00	.00	142,358.03	.00	.00	.0%
24666654	520000		EMP BENEF	.00	.00	.00	80,488.89	.00	.00	.0%
GRAND TOTAL				-300,081.72	.00	.00	-582,761.82	-59,005.00	.00	.0%

** END OF REPORT - Generated by Sarah Brandner **

LINCOLN COUNTY



NEXT YEAR / CURRENT YEAR BUDGET ANALYSIS

PROJECTION: 2025 2025 LINCOLN COUNTY BUDGET

FOR PERIOD 99

ACCOUNTS FOR:			2023	2024	2024	2024	2024	2025	PCT
SOCIAL SERVICES FUND			ACTUAL	ORIG BUD	REVISED BUD	ACTUAL	PROJECTION	DEPARTMENT	CHANGE
24000049	492000	TRANSF IN	-500,000.00	.00	.00	.00	.00	.00	.0%
COMMITTEE SIGNATURES:									
24000054	435600	HS GRANT	-446,806.48	-522,348.00	-522,348.00	-166,913.53	-522,348.00	-567,949.00	8.7%
24000054	435601	PR PD REV	-18,907.78	.00	.00	.00	.00	.00	.0%
24000054	466000	HUM SER PC	.00	.00	.00	-350.00	.00	.00	.0%
24000054	472900	LH REV	-446.58	.00	.00	.00	.00	.00	.0%
24000054	473600	IG REV	.00	.00	.00	-4,596.86	.00	.00	.0%
24000054	499990	FNDS APPL	.00	.00	.00	.00	.00	-166,463.00	.0%
24000060	411100	PROP TAX	-777,257.00	-759,970.00	-759,970.00	-759,970.00	-759,970.00	-767,570.00	1.0%
24018154	435600	0-3 REV	-160.00	.00	.00	.00	.00	.00	.0%
24021754	435600 10038	ST DOT GRT	-89,036.00	-89,251.00	-89,251.00	-90,351.00	-89,251.00	-90,351.00	1.2%
24021754	481100	DOT INTERE	-5,140.78	.00	.00	.00	.00	.00	.0%
24021754	553000 10038	DOT ADVERT	819.00	300.00	300.00	.00	300.00	600.00	100.0%
24021754	554001 10038	DOT PRINTI	176.52	200.00	200.00	47.81	200.00	200.00	.0%
24021754	561100 10038	DOT SUPPLI	.00	400.00	400.00	.00	400.00	100.00	-75.0%
24021754	571001 10038	DOT P EXP	83,778.81	86,351.00	86,351.00	6,542.17	86,351.00	88,651.00	2.7%

LINCOLN COUNTY




NEXT YEAR / CURRENT YEAR BUDGET ANALYSIS

PROJECTION: 2025 2025 LINCOLN COUNTY BUDGET								FOR PERIOD 99		
ACCOUNTS FOR:				2023	2024	2024	2024	2024	2025	PCT
SOCIAL SERVICES FUND				ACTUAL	ORIG BUD	REVISED BUD	ACTUAL	PROJECTION	DEPARTMENT	CHANGE
24021754	595000	10038	DOT PC	624.73	2,000.00	2,000.00	.00	2,000.00	800.00	-60.0%
24021757	582001	10038	DOT OUTLAY	10,000.00	.00	.00	81,260.00	.00	.00	.0%
24021954	571001	10038	CTY DOT EX	17,807.20	17,850.00	17,850.00	18,070.20	17,850.00	18,070.00	1.2%
24008554	432500	10632	FED GRANT	-81,145.84	-47,300.00	-47,300.00	-12,682.99	-47,300.00	-58,000.00	22.6%
24008554	511000	10632	SAL WAGES	68,036.37	30,000.00	30,000.00	7,603.77	30,000.00	40,000.00	33.3%
24008554	520000	10632	EMP BENEF	17,085.31	10,600.00	10,600.00	3,743.73	10,600.00	11,300.00	6.6%
24008554	555000	10632	TRAV TRAIN	2,348.96	2,700.00	2,700.00	480.61	2,700.00	2,700.00	.0%
24008554	570000	10632	UNCLASSFD	15,152.01	4,000.00	4,000.00	1,905.84	4,000.00	4,000.00	.0%
24008654	511000	10632	SAL WAGES	7,467.36	2,967.00	2,967.00	834.54	2,967.00	3,956.00	33.3%
24008654	520000	10632	EMP BENEF	1,875.29	1,048.00	1,048.00	410.91	1,048.00	1,118.00	6.7%
24008654	555000	10632	TRAV TRAIN	258.58	267.00	267.00	52.76	267.00	267.00	.0%
24008654	570000	10632	UNCLASSFD	1,662.22	396.00	396.00	239.04	396.00	396.00	.0%
24440254	511000	10300	SUP SALARY	186,184.66	196,743.00	196,743.00	43,473.64	196,743.00	205,770.00	4.6%
24440254	511001		BD PDIEM	2,120.16	3,000.00	3,000.00	551.48	3,000.00	2,600.00	-13.3%
24440254	520000		S/O EMP BN	128.63	230.00	230.00	34.84	230.00	199.00	-13.5%
24440254	520000	10300	SO EMP BEN	74,637.53	69,691.00	69,691.00	18,184.93	69,691.00	73,858.00	6.0%
24440254	554001	10300	PRINT ALLO	496.90	1,500.00	1,500.00	330.64	1,500.00	1,500.00	.0%
24440254	570000	10300	SO UNC EXP	-757,611.04	-690,092.00	-690,092.00	-153,447.23	-690,092.00	-758,345.00	9.9%
24440354	435600	10076	IMAA REV	-630,871.00	-577,775.00	-577,775.00	-167,485.00	-577,775.00	-585,188.00	1.3%
24440354	511000	10076	IM SALARY	304,798.44	323,191.00	323,191.00	68,653.26	323,191.00	332,565.00	2.9%
24440354	520000	10076	IM EMP BEN	196,152.30	207,216.00	207,216.00	45,043.29	207,216.00	219,693.00	6.0%
24440354	554001	10076	PRINT ALLO	244.32	500.00	500.00	75.39	500.00	400.00	-20.0%

NEXT YEAR / CURRENT YEAR BUDGET ANALYSIS

PROJECTION: 2025 2025 LINCOLN COUNTY BUDGET								FOR PERIOD 99		
ACCOUNTS FOR:				2023	2024	2024	2024	2024	2025	PCT
SOCIAL SERVICES FUND				ACTUAL	ORIG BUD	REVISED BUD	ACTUAL	PROJECTION	DEPARTMENT	CHANGE
24440354 570000 10076 IM INC EXP				323,943.54	284,276.00	284,276.00	54,524.91	284,276.00	310,499.00	9.2%
24442254 432500 18326 FED GRANT				-75,000.01	.00	.00	.00	.00	.00	.0%
24442254 435600 10851 CH CR REV				-187,265.99	-208,234.00	-208,234.00	-40,454.58	-208,234.00	-242,653.00	16.5%
24442254 511000 10851 CH CR SAL				76,720.05	87,731.00	87,731.00	16,853.28	87,731.00	91,225.00	4.0%
24442254 520000 10851 CH CR EMPL				58,069.21	63,273.00	63,273.00	14,404.24	63,273.00	67,297.00	6.4%
24442254 570000 10851 CH CR UNAL				52,476.73	59,005.00	59,005.00	9,197.06	.00	.00	-100.0%
24442254 570000 18326 UNCLASSFD				75,000.00	.00	.00	.00	.00	.00	.0%
24442254 570001 10851 CCA UNALL				.00	.00	.00	.00	.00	84,133.00	.0%
24444954 511000 10833 EA SALARY				12,408.55	52,646.00	52,646.00	.00	52,646.00	14,000.00	-73.4%
24444954 520000 10833 EA FRINGES				6,595.38	35,793.00	35,793.00	.00	35,793.00	8,982.00	-74.9%
24444954 554001 10833 PRINT ALLO				133.91	.00	.00	38.23	.00	.00	.0%
24444954 570000 10833 EA UNALLOC				6,068.23	.00	.00	826.12	.00	.00	.0%
24445054 435600 10831 LIHEAP PB				-36,232.74	.00	.00	-4,800.32	.00	.00	.0%
24445054 511000 10831 LIHEAP WG				11,228.53	.00	.00	7,247.56	.00	26,279.00	.0%
24445054 520000 10831 LIHEAP WG				7,588.46	.00	.00	5,024.67	.00	19,000.00	.0%
24445154 435600 10830 ENERGY CG				-9,957.00	.00	.00	.00	.00	.00	.0%
24445154 511000 10830 LIHEAP WG				6,956.23	.00	.00	.00	.00	14,000.00	.0%
24445154 520000 10830 LIHEAP FRI				3,747.00	.00	.00	.00	.00	10,000.00	.0%
24450754 435600 10832 OHCP-REV				-866.74	.00	.00	.00	.00	.00	.0%
24450854 511000 10561 JUV SW SAL				361,180.63	345,522.00	345,522.00	91,335.62	345,522.00	445,229.00	28.9%
24450854 520000 10561 JUV SW BEN				222,307.82	242,906.00	242,906.00	56,195.31	242,906.00	256,303.00	5.5%
24450854 554001 10561 JUV SW PRI				1,949.88	2,500.00	2,500.00	576.31	2,500.00	2,100.00	-16.0%

LINCOLN COUNTY



NEXT YEAR / CURRENT YEAR BUDGET ANALYSIS

PROJECTION: 2025 2025 LINCOLN COUNTY BUDGET							FOR PERIOD 99			
ACCOUNTS FOR:				2023	2024	2024	2024	2024	2025	PCT
SOCIAL SERVICES FUND				ACTUAL	ORIG BUD	REVISED BUD	ACTUAL	PROJECTION	DEPARTMENT	CHANGE
24450854	570000	10561	JUV OTHER	482,152.43	306,503.00	306,503.00	86,067.37	306,503.00	.00	-100.0%
24450854	570001	10561	JS MISC	.00	.00	.00	.00	.00	482,153.00	.0%
24450857	581006		VEH OUTLAY	41,864.00	.00	.00	.00	.00	.00	.0%
24453754	511000	10366	SAL WAGES	109,144.37	142,913.00	142,913.00	27,768.79	142,913.00	131,668.00	-7.9%
24453754	520000	10366	EMP BENE	51,800.80	80,760.00	80,760.00	15,220.78	80,760.00	70,384.00	-12.8%
24453754	570000	10366	YA COMM	84,645.56	41,064.00	41,064.00	31,743.31	41,064.00	.00	.0%
24453954	570000		YA LH OPER	439,937.21	.00	.00	79,671.43	.00	.00	.0%
24454554	570000	10395	F.P.TRAIN	652.17	2,430.00	2,430.00	90.00	2,430.00	2,431.00	.0%
24455254	570000	10325	YA GPR HM	-26,588.10	110,000.00	110,000.00	-662.86	110,000.00	.00	.0%
24455354	570000	10325	YA CC INST	152,809.62	150,000.00	150,000.00	-361.39	150,000.00	488,814.00	225.9%
24455554	462402		BOARD REIM	-179.53	.00	.00	-1,176.95	.00	-1,000.00	.0%
24455554	570000	10561	PURCH SERV	25,787.44	25,000.00	25,000.00	.00	25,000.00	5,000.00	-80.0%
24455654	570000	10561	NON YA	66,650.00	157,000.00	157,000.00	.00	157,000.00	.00	.0%
24455754	435600	10561	SUB GAR RE	-77,269.66	-80,400.00	-80,400.00	-14,438.08	-80,400.00	-80,400.00	.0%
24455754	570000	10561	NON YA FOS	211,793.28	180,000.00	180,000.00	28,341.78	180,000.00	210,000.00	16.7%
24455754	570005	10561	SUB GUARD	79,124.19	83,256.00	83,256.00	17,118.95	83,256.00	83,256.00	.0%
24455854	570000	10324	YA AODA	.00	7,739.00	7,739.00	.00	7,739.00	7,739.00	.0%
24456054	570000	10561	NON YA GRO	.00	.00	.00	20,357.52	.00	.00	.0%
24456154	435600	10306	SSF - REV	-42,189.78	-42,827.00	-42,827.00	-1,472.30	-42,827.00	-42,827.00	.0%
24456154	554001	10306	S&S PRINT	.00	.00	.00	27.16	.00	.00	.0%
24456154	570000	10306	SAFE & STA	42,827.00	42,827.00	42,827.00	10,896.91	42,827.00	42,827.00	.0%
24456254	435600		HUMAN SERV	-635,083.00	-634,032.00	-634,032.00	-290,895.53	-634,032.00	-640,316.00	1.0%

LINCOLN COUNTY



NEXT YEAR / CURRENT YEAR BUDGET ANALYSIS

PROJECTION: 2025 2025 LINCOLN COUNTY BUDGET								FOR PERIOD 99		
ACCOUNTS FOR:				2023	2024	2024	2024	2024	2025	PCT
SOCIAL SERVICES FUND				ACTUAL	ORIG BUD	REVISED BUD	ACTUAL	PROJECTION	DEPARTMENT	CHANGE
24456254	570000	10340	CH & FM IV	36,860.16	40,000.00	40,000.00	2,060.44	40,000.00	36,000.00	-10.0%
24456254	570000	10341	CHLD FAMIL	2,966.82	10,000.00	10,000.00	535.50	10,000.00	10,000.00	.0%
24456454	570000	10326	SS SACWIS	10,871.00	.00	.00	7,564.80	.00	.00	.0%
24456854	511000	10366	SAL WAGES	17,977.43	103,639.00	103,639.00	.00	103,639.00	29,198.00	-71.8%
24456854	520000	10366	EMP BENEF	3,821.12	21,233.00	21,233.00	.00	21,233.00	22,447.00	5.7%
24456854	570000	10366	COM INTERV	18,019.27	13,063.00	13,063.00	4,384.95	13,063.00	21,355.00	63.5%
24457054	435600	10377	KINSHIP BE	-174,331.55	-176,400.00	-176,400.00	-58,549.24	-176,400.00	-218,250.00	23.7%
24457054	570000	10377	KINSHP CAR	174,331.55	176,400.00	176,400.00	77,299.24	176,400.00	218,250.00	23.7%
24457154	435600	10380	KINS ASSES	-12,398.15	-17,640.00	-17,640.00	-3,554.13	-17,640.00	-21,825.00	23.7%
24457154	570000	10380	KINS ASSES	12,398.16	17,640.00	17,640.00	3,642.16	17,640.00	21,825.00	23.7%
24666654	511000		SAL WAGES	.00	.00	.00	142,358.03	.00	.00	.0%
24666654	520000		EMP BENEF	.00	.00	.00	80,488.89	.00	.00	.0%
GRAND TOTAL				-300,081.72	.00	.00	-582,761.82	-59,005.00	.00	.0%
** END OF REPORT - Generated by Sarah Brandner **										

Lincoln County Employee Timesheet

Name:		Jessi Rumsey				Department:		Social Services				Pay Period:							
Employee Number:		333																	
Representative Status:		Nonrepresented																	
FLSA Status:		Exempt																	
												From:		4/1/2024		To:		4/14/2024	
4/1	4/2	4/3	4/4	4/5	4/6	4/7	4/8	4/9	4/10	4/11	4/12	4/13	4/14						
Mon	Tue	Wed	Thur	Fri	Sat	Sun	Mon	Tue	Wed	Thur	Fri	Sat	Sun	Hours	Pay Category	FMLA	Hrs		
10	8.75	10	9.75	3.75			9.25	9.5	9.25	9.25	5.75			85.25	Regular: Social Services				
														0	Vacation:				
														0	Holiday:				
														0	Paid Sick Allowance:				
														0	Paid Funeral Leave:				
														0	Worker's Compensation:				
8	8	8	8	8	0	0	8	8	8	8	8	0	0	80	TOTAL HOURS PAID	-			
														0					
														0					
10	8.75	10	9.75	3.75	0	0	9.25	9.5	9.25	9.25	5.75	0	0	85.25	TOTAL HOURS REPORTED				

I certify that the foregoing is true and correct.

Jessi Rumsey
Employee signature

Supervisor signature

Mandatory for all employees

GRANT ALLOWABLE EXPENDITURES

GRANT NAME/PROJECT: _____
 GRANT NAME/PROJECT: _____
 GRANT NAME/PROJECT: _____
 GRANT NAME/PROJECT: _____
 GRANT NAME/PROJECT: _____

COMPLETED BY: _____

APPROVED BY: _____

Lincoln County Employee Timesheet

Name:		Jessi Rumsey						Department:		Social Services						Pay Period:			
Employee Number:		333																	
Representative Status:		Nonrepresented																	
FLSA Status:		Exempt														From:		4/15/2024	
																To:		4/28/2024	
4/15	4/16	4/17	4/18	4/19	4/20	4/21	4/22	4/23	4/24	4/25	4/26	4/27	4/28						
Mon	Tue	Wed	Thur	Fri	Sat	Sun	Mon	Tue	Wed	Thur	Fri	Sat	Sun	Hours	Pay Category	FMLA			
9.5	9.25	9.25	9.5	6.75			9.25	9.75	9.75	10	5			88	Regular: Social Services				
														0	Vacation:				
														0	Holiday:				
														0	Paid Sick Allowance:				
														0	Paid Funeral Leave:				
														0	Worker's Compensation:				
8	8	8	8	8	0	0	8	8	8	8	8	0	0	80	TOTAL HOURS PAID	-			
														0					
														0					
9.5	9.25	9.25	9.5	6.75	0	0	9.25	9.75	9.75	10	5	0	0	88	TOTAL HOURS REPORTED				

I certify that the foregoing is true and correct.

Jessi Rumsey
Employee signature

Supervisor signature

Mandatory for all employees

GRANT ALLOWABLE EXPENDITURES

GRANT NAME/PROJECT: _____
 GRANT NAME/PROJECT: _____
 GRANT NAME/PROJECT: _____
 GRANT NAME/PROJECT: _____
 GRANT NAME/PROJECT: _____

COMPLETED BY: _____

APPROVED BY: _____

(EAP) Energy Assist. 54449-332.833



**LINCOLN COUNTY
DEPARTMENT OF SOCIAL SERVICES**

Jessi Rumsey – Director
607 North Sales Street, Suite 202 · Merrill, WI 54452
Tel. (715) 536-6200 · Fax (715) 536-2753

*From the desk of.....
Jessi Rumsey, Director*

Report to the Social Services Committee for May 13, 2024

During April I worked closely with our Accountant as she finalized our 2023 revenues and expenses, we conducted a financial analysis on our current revenues and expenses and spent a substantial amount of time reviewing 2025 projections. I am presenting two budget scenarios. I will be glad to have a discussion on the preliminary budget proposals, as well as concerns we are seeing with regard to our projected expenses.

The team of Directors from the twelve counties that make up the Northern Income Maintenance Consortium and the NIMC Administrator will be conducting a financial and workload analysis of each county's MOE and FTE commitment to ensure the contract terms are still correct, equitable, and align with the available funding sources. I have requested this analysis prior to proceeding any further with filling the open position in the Economic Support unit.

The 85.21 Specialized Transportation program is seeing a decline in usage in comparison to where we were at with expenses and usage last year at the same time. We will be reviewing this to make sure the populations in need of this service are aware and able to access it. Lack of transportation was identified as a challenge for Lincoln County residents during the last community health assessment. As referenced in the Lincoln County Health Department's Community Health Assessment and Improvement Plan, the CDC Social Determinants of Health model considers multiple factors that contribute to one's health. The model includes access to transportation as a social determinant of health.

The ADA accessible kayak launches, funded by the 85.21 trust account project, have been completed at Sara Park in Tomahawk and Ott's Park in Merrill. Pictures are included in your packet. They are a wonderful addition and resource for our population that need this type of access; and they should tie in nicely with Lincoln County's efforts to promote the County as a place people want to live and visit.

The Child Welfare unit, over the last several months, has been participating in a Tailored Dispositional Orders project which is a joint project led by the Department of Children and Families (DCF) and the Children's Court Improvement Program (CCIP). This project is aimed at achieving timely reunification for children by tailoring conditions for return to be specific to each child and/or family's needs. This project is a collaboration with various judicial partners. Information is included in your packet.

May is National Foster Care Month. Foster families play a crucial role in our child welfare system as they open their doors to children who are unable to safely remain in their homes, provide a stable and loving environment, and assist the department and family with reunification efforts. Today and every day we recognize and appreciate their kindness, effort, and generosity. A copy of Governor Ever's proclamation is in your packet.

Brenda Rasmussen, our foster care and kinship care coordinator, attended Children's Fest in Merrill and the Tomahawk Home Sport and Travel Show in April to connect with the public and spread awareness of the need for foster parents and/or foster parent support, as well as child abuse prevention.

The Department continues to collaborate with multiple partners at the Youth Justice Collaborative Committee meeting to continue to assess solutions to help address the issue of truant students in the two districts. Another topic of discussion and goal for this group is to increase youth resiliency and parenting capacities.

In addition to the truancy issue, our schools continue to report numerous concerns with youth behavioral and emotional regulation. Our Youth Justice Social Worker is seeing a significant increase in problematic youth behavior referrals and is struggling to keep up. We continue to assess for opportunities to assist with enhancing youth skills in emotional and behavioral regulation. Several Aggression Replacement Training (ART) sessions have been held this school year. One of our family support specialists recently became trained in Triple P Level 4 Standard training for working with children 0-12 and then the Level 4 Teen Extension to get trained in the curriculum more specific to teens curriculum. Several of our staff have received Youth Mental Health First Aid training. Additionally, we are in the process of attempting to get some staff trained in Learning to Breathe and would like to send our Youth Justice Social Worker for an Adolescent Mental Health certificate. These are evidenced based curriculums providing behavioral interventions designed to improve social skills, enhance moral reasoning, teach better anger management, etc. Staff from the department also facilitated a Strengthening Families for Caregivers session in Tomahawk that just wrapped up. This curriculum is designed for parents and caregivers and aims to provide them with skills in resilience, knowledge of parenting and child development, and to promote protective factors that are associated with good parenting and better outcomes. Both school districts as well as many other partners have also reported offering opportunities for youth and parents/caregivers to enhance their skills in these areas as well.

Social Services continues to be involved with the *Live Well Lincoln* committee and the Healthy Minds Coalition to continue collaboration on strategies as identified in the new Community Health Improvement Plan.

The Department is continuing a focus on improved collaboration and relationships with all partners. We recognize that the children, families, and individuals that we serve are best served through collaborative efforts with various partners. This will continue to one of our primary areas of focus for 2024.



Our collaboration with North Central Health Care continues. Training sessions have been scheduled for May 14th and May 15th in which North Central Health Care will provide a presentation to staff regarding Substance Use Disorder (SUD). The presentation will provide an overview of their services, the referral process, eligibility and discharge. Staff will be provided opportunities to ask questions as well. More training opportunities will be planned in the future for Social Services staff and North Central Health Care staff to enhance understanding of each other's programs and to improve collaboration and communication.

Meetings attended this month:

- WCHSA Spring Conference
- Quarterly Death Review Team
- CCR Coordinated Community Response
- Northern Income Maintenance Directors
- Child Care Admin Fiscal Meeting w/ NIMC & DCF
- Healthy Minds Coalition
- Live Well Lincoln
- Children Youth and Family PAC
- Weekly internal management meetings
- Various unit meetings
- Child Support Regional Director's Meeting
- Youth Justice Collaborative Meeting
- Northern Regional Directors
- DreamUp! Economic Summit Planning Meeting
- Tornado Drill Planning and briefing
- IT Director & Finance – financial workflow discussion
- Child Support Director's Dialogue
- Preventing Child Abuse in the Organization training

LINCOLN COUNTY VISION STATEMENT:

Lincoln County will preserve the unique characteristics and resources that make it an exceptional place to live, work, and play; we will work together, holding ourselves and each other accountable, to weave the fabric of community and provide opportunity to our citizens.



Tailored Dispositional Orders: Promoting Positive Change

Tailored dispositional orders can promote the shared responsibility of the parents/youth, child welfare agency, court, and legal partners in meeting court ordered conditions successfully and expeditiously. In both child protection and youth justice cases, tailored conditions capture the specific behavior changes needed to ensure child and community safety, thereby aiding in families/youth successfully exiting the formal system.

What Works

Research supports that people change when expectations are clearly and plainly written (4th grade or below reading level), organized in a manner that defines behavioral and cognitive changes, and focuses only on the required changes necessary to end court ordered supervision.








Tailored dispositional orders include conditions that are:

- Tailored to the circumstances of the individual family
- Responsive to the culture, race, and/or ethnicity of the family
- Least intrusive so that the level of disruption to the family is minimized
- Attainable and realistic for parents/youth to successfully achieve
- Shorter and use simplified wording that will be less overwhelming for youth and families
- Prioritized and focused on underlying issues
- Behavior-focused, oriented towards observable conditions, and include services aligned with needs, as opposed to expecting compliance with a service
- Measurable, with transparent measurement criteria for youth and families



Make it SMART

The SMART goals framework can be helpful in thinking through how to write conditions.

-  **Specific:** What behavior is the condition addressing? How is the condition related to the safety threat present in the home or safety of the community?
-  **Measurable:** Does the condition make it clear what behavior needs to change and how to measure the success of the change?
-  **Achievable:** Is it possible for the parent/caregiver/youth to successfully meet the condition?
-  **Realistic:** Is the condition written in a way that the parent/caregiver/youth can understand?
-  **Timely:** Is the condition related to a behavior change that can begin or occur promptly?


Child Protective Services System

For parents involved in the child welfare system, conditions should be measurable, easily understood by the parent/caregiver and focused on safety threats, and how to develop protective capacities to ensure sustainable change.

- Conditions should focus on targeted behavior needed to change for successful reunification and be service-driven.
- It is important to differentiate conditions for return and conditions for supervision, by highlighting which conditions will end formal supervision by the CPS system.

Check out this [desk guide](#) for creating meaningful and achievable conditions for return.

On the following page, the example conditions for return for parents involved in child protective services illustrate how to more effectively tailor conditions for change.





Not Tailored for Specific Behavior Change

Attend all scheduled meetings and adhere to announced and unannounced home visits by the assigned case worker.

COMPLIANCE DRIVEN

Shall sign consent for treatment and any necessary release of information forms to obtain and share information with service providers for ongoing case management purposes.

NOT RELATED TO SAFETY

Shall not interfere with the placement of their children or with any of the services they are receiving, including respecting the rights of the foster home provider or other placement settings. Do not tell the children they can ignore/disobey the foster home/placement provider and do not make known false claims of harm/maltreatment against the foster home or placement provider as a means to disrupt the placement.

NOT RELATED TO SAFETY

Participate in an AODA assessment and follow all recommendations.

COMPLIANCE DRIVEN

Shall refrain from criminal activity and not associate with people engaging in alcohol or illegal drug use.

COMPLIANCE DRIVEN

Shall participate in all scheduled team meetings and follow all recommendations made by the team.

NOT RELATED TO SAFETY

Shall attend all scheduled visitations to demonstrate their parenting capacities as well as maintain a bond with their children.

NOT RELATED TO SAFETY

Shall participate in a mental health assessment, psycho-social assessment, or psychological evaluation.

COMPLIANCE DRIVEN

Tailored for Specific Behavior Change

Develop the ability to regulate emotions and behaviors to non-violently resolve situations.

SAFETY AND BEHAVIOR DRIVEN

Participate in individual and/or family services to address trauma and develop coping strategies that do not threaten the safety of the child(ren).

SAFETY, BEHAVIOR, AND SERVICE DRIVEN

Maintain a bond with your child(ren), by staying in contact with the care provider, and ensuring physical and emotional safety of the child(ren).

SAFETY AND BEHAVIOR DRIVEN

Show understanding of how drug or alcohol abuse affects the safety of the child(ren) and manage recovery and sobriety by:

- Participating in community drug or alcohol support groups
- Friends and family supports
- Participating in alcohol or drug therapy or program

SAFETY, BEHAVIOR, AND SERVICE DRIVEN

Identify situations and people who trigger you to participate in criminal activities, abuse drugs or alcohol, and demonstrate healthy decision-making skills over time.

SAFETY AND BEHAVIOR DRIVEN

Show you can respond in a calm manner in stressful situations that prevent the physical abuse of the child(ren).

SAFETY AND BEHAVIOR DRIVEN

Show that you can meet your child's needs and maintain your bond with your children by attending scheduled visits, and contacting your child via phone calls, letters, and participating in any appointments for your child's health and/or well-being.

SAFETY, BEHAVIOR, AND SERVICE DRIVEN


Recognize mental health needs and show your ability to manage those needs by using healthy coping skills so that you are available to safely parent your child(ren).

SAFETY AND BEHAVIOR DRIVEN



Youth Justice System

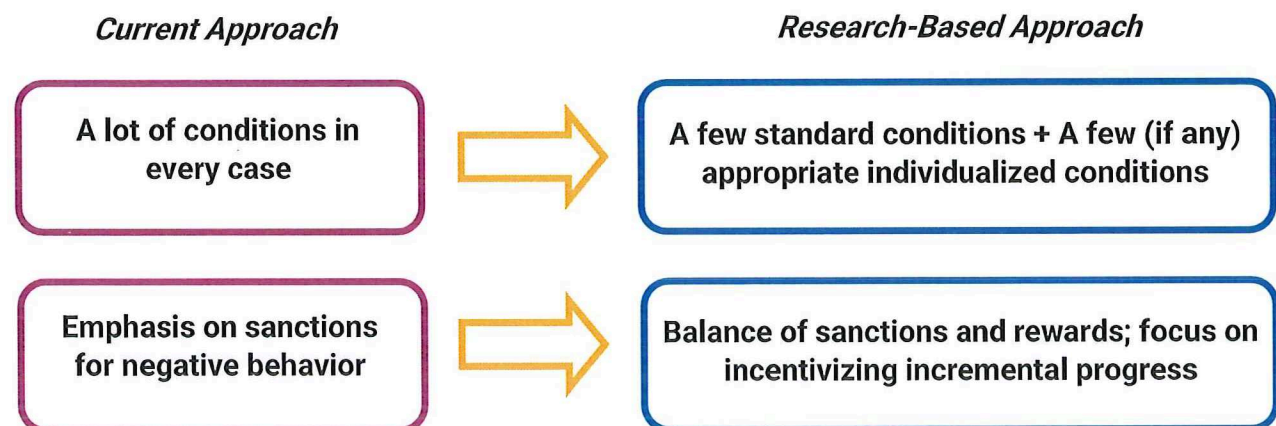
For parents and youth in the youth justice system, adolescent brain development research suggests tailored conditions reduce rates of incarceration for violations of conditions and reduce the length of supervision of youth. A combination of rewards and sanctions is best to promote success towards achieving goals, promoting incentives, and maintaining conditions that are certain, immediate, proportionate, and fair. The most effective



conditions should be active, specific, enforceable, and clearly understood. This includes concrete, individualized goals related to community protection, accountability, and competency development. Tailored dispositional orders for youth should:

- Include only a few individualized conditions that highlight behavior changes
- Balance sanctions and rewards by focusing on incentivizing incremental progress
- Engage in procedural fairness in setting conditions and addressing violations to increase compliance and accountability

Moving Towards a Family First Approach





These sample tailored conditions of supervision for a youth involved in the youth justice system illustrate how to more effectively tailor conditions for specific change.

Non-Tailored Conditions

Uses legalese/language that is harder for youth to understand

Framed negatively

- ***Shall not*** violate any municipal, state or federal laws or ordinances. You will not receive any additional intake inquiries.
- ***Shall abide*** by parental house rules.
- ***Refrain*** from use of alcohol, tobacco, and other drugs and comply with urine testing upon request.
- Attend school daily. Follow all school rules and expectations.
- ***Refrain*** from violent behavior toward any person and/or object in any event whether at school, home, treatment, or in the community.
- Cooperate with all mental health professionals and any recommendations.

Tailored Conditions

Simple language that is easy to understand

Framed positively

- **Follow all laws, statutes, and ordinances.**
Notify your case manager of any police contact within 48 hours.
- **Participate in developing a case plan that will help support your success.**
This may require participating in assessments, treatment, programming and alcohol and/or drug testing.
- **Meet with your case manager regularly.**
Meet at least monthly, or as directed by your case plan.



Incentivize Youth

If you successfully meet your conditions, your case manager may send a request for **early termination of your supervision.**



What You Can Do Next and Resources

What You Can Do Next

1	Collaborate with your human service agency and other court stakeholders to discuss how TDO's will be incorporated into your practice.
2	Include and collaborate with families when creating tailored and effective court orders, including when families are in the courtroom.
3	Engage with DCF about its plans for youth justice system improvements and become a change champion.
4	Schedule a comprehensive training and technical assistance session with DCF and CCIP for transformation of your practice with youth and families.

Resources

Pennsylvania Bench Book, "Delinquency Dispositions in General," § 9-1, "Probation," § 9-7; "Probation Enforcement," § 10-2, § 10-3.

National Council of Juvenile and Family Court Judges (2017 Resolution).

Promoting Positive Development: The Critical Need to Reform Youth Probation Orders, National Juvenile Defender Center.

Reforming Juvenile Justice: A Developmental Approach. Washington, DC: The National Academies Press (2013), p. 185 & p. 192.

Fagen, J.A., and Tyler, T. (2005). Legal socialization of children and adolescents. Social Justice Research, 18(3), 217-241.



The Department of Children and Families is an equal opportunity employer and service provider. If you have a disability and need to access services, receive information in an alternate format, or need information translated to another language, please call the Division of Safety and Permanence at (608) 266-8787. Individuals who are deaf, hard of hearing, deaf-blind or speech disabled can use the free Wisconsin Relay Service (WRS) – 711 to contact the department.

STATE of WISCONSIN



OFFICE of the GOVERNOR

Proclamation

WHEREAS; the state of Wisconsin recognizes that what's best for kids is what's best for the state, and the vision of the Wisconsin Department of Children and Families (DCF) is that all kids and youth are safe and loved members of thriving families and communities; and

WHEREAS; kids thrive when supported by families who provide love, identity, hope, and opportunities for lifelong connection; and

WHEREAS; families come in all shapes and sizes, and foster families provide kids who are unable to remain in their homes with security and stability, playing a vital role in their healing process and contributing to their healthy growth into adulthood; and

WHEREAS; a majority of children in foster care in Wisconsin are in family settings within their communities, with more than 2,400 children placed with relatives; and

WHEREAS; all Wisconsinites have a responsibility to create communities where every kid can grow up safe and to support the best care possible for children when they cannot remain in their own homes; and

WHEREAS; each day, thousands of professionals in public, private, and Tribal agencies work together to support Wisconsin's kids and families with the resources, support, and warmth they both need and deserve; and

WHEREAS; this month, the state of Wisconsin joins DCF and all those involved with foster care in recognizing their loyal and steadfast devotion to the safety, stability, and well-being of Wisconsin's kids and families;

NOW, THEREFORE, I, Tony Evers, Governor of the State of Wisconsin,
do hereby proclaim May 2024 as

FOSTER CARE MONTH

throughout the State of Wisconsin, and I commend this observance
to all our state's residents.



IN TESTIMONY WHEREOF, I have
hereunto set my hand and caused the
Great Seal of the State of Wisconsin
to be affixed. Done at the Capitol in
the City of Madison this 12th day of
April 2024.

Tony Evers
TONY EVERS
GOVERNOR

By the Governor:

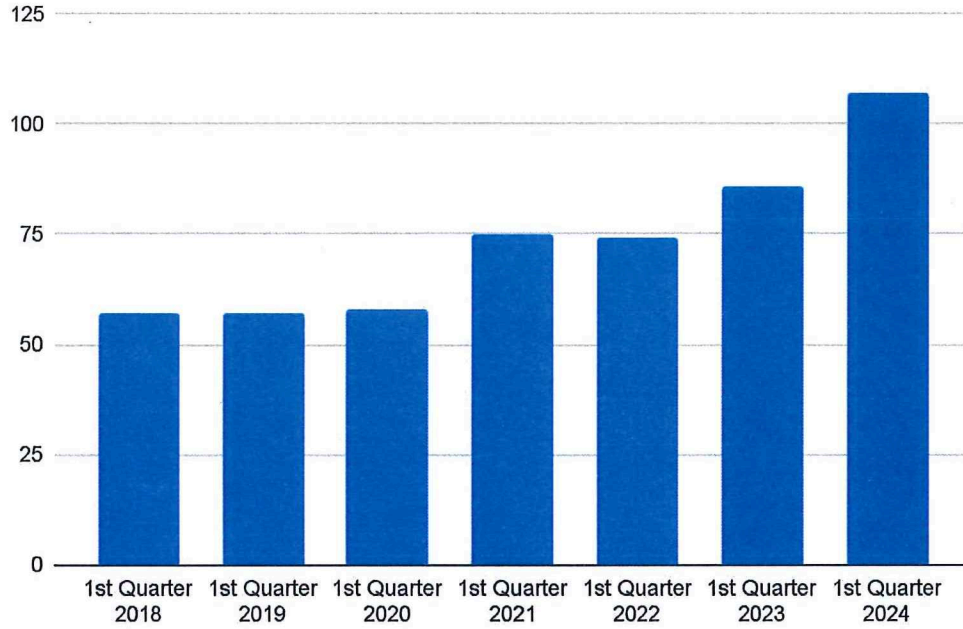
Sarah Godlewski
SARAH GODLEWSKI
Secretary of State

FIRST QUARTER 2024 REPORT

CHILD WELFARE

Number of Children in Out Of Home Care

Data prior to 2023 did not include unpaid placements.



Placement type for last month of Quarter


<u>Paid Placements</u>	
Foster Home Placements	30
Subsidized Guardianships	16
Group Home	1
Residential Care Center/DOC Institution	1
Kinship	52
Secure Detention/Shelter	0
<u>Unpaid Placements</u>	
Unlicensed Relative	7
Unlicensed Non-Relative	0
Hospital	0

Child Protective Services	1st Quarter	2nd Quarter	3rd Quarter	4th Quarter 2023
Number of Reports Received	113			92
Number of Investigations	25			26
CHIPS Petitions Filed	0			3
Guardianship - Completed	2			3
TPR Petitions Filed	0			0
TPR - Completed	0			0
Youth Justice Services				
Number of New Referrals	41			68
Number of New Youth on Supervision	6			

Percent of Screened In Reports

This report shows what percentage of all reports made to the agency are screened in year to date in comparison to the State average

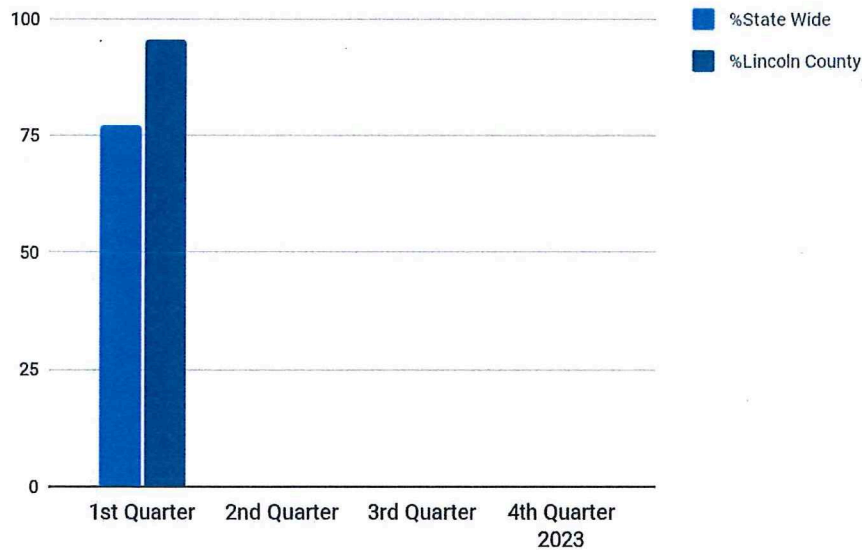
Percent Access Screened In



CPS Initial Assessment - Timely Completion

This report shows the timeliness of initial assessments or investigations being completed within the required 60 day period.

Initial Assessment - Timely Completion



Initial Assessment - Timely Contact

This graph measures the face to face contact that is required within the ACCESS screening decisions. This may be a same day response, a 24-48 hour response, or a 2-5 day response.

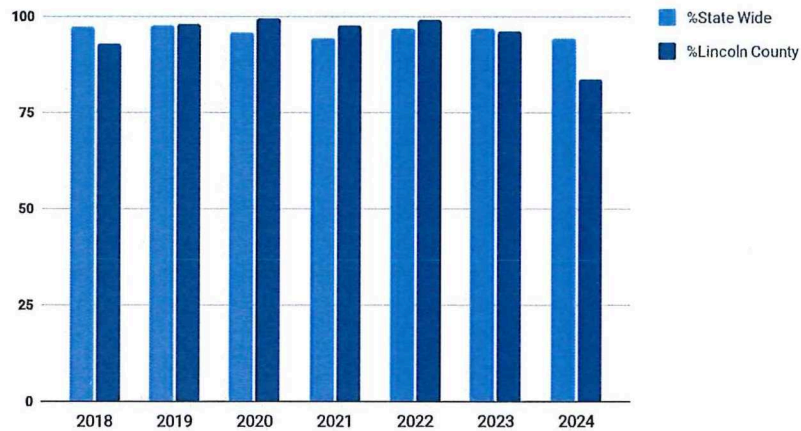
Initial Assessment Timely Contact



Monthly Face To Face Contact

The Department is required to have face to face contact with any child placed out of home. This graph compares the statewide compliance with Lincoln County compliance for the year to date.

Monthly Face to Face Contacts



TRANSPORTATION

Transportation Services (85.21 Grant Funding)				
	1st Quarter	2nd Quarter	3rd Quarter	4th Quarter
<u>Rides Provided 2024</u>	369			
<u>Rides Provided 2023</u>	522	442	326	403
Rides Provided 2022	418	467	488	630
Rides Provided 2021	246	356	254	358
Rides Provided 2020	288	216	186	170
Rides Provided 2019	374	350	300	292

ECONOMIC SUPPORT

(w/F indicates benefits to include furnace repairs or replacements)

Wisconsin Home Energy Assistance Program (WHEAP)				
	1st Quarter	2nd Quarter	3rd Quarter	4th Quarter
Total Households Applied for Energy Assistance 2024	206			
Total Households Applied for Energy Assistance 2023	258	364	28	681
Total Households Applied for Energy Assistance 2022	351	153	302	817
Total Households Applied for Energy Assistance 2021	164	83	365	707
Total Households Applied for Energy Assistance 2020	285	107	340	676
Total Households Applied for Energy Assistance 2019	250	190	109	871
Total Households Paid Crisis 2024	9(18 w/F)			
Total Households Paid Crisis 2023	25(41 w/F)	289(310 w/F)	50(9 w/F)	4(21 w/F)
Total Households Paid Crisis 2022	79(94 w/F)	154(165 w/F)	326(328 w/F)	13(22 w/F)
Total Households Paid Crisis 2021	90(110 w/F)	37(44 w/F)	236(240w/F)	14 (36w/f))
Total Households Paid Crisis 2020	72(91 w/F)	72(99 w/F)	72(74w/F)	<u>27 (50 w/F)</u>
Total Households Paid Crisis 2019	133(151 w/F)	50(62w/F)	115(117w/F)	30 (47 w/F)

The following data is reflective of case management collectively of the 12 County Northern Income Maintenance Consortium

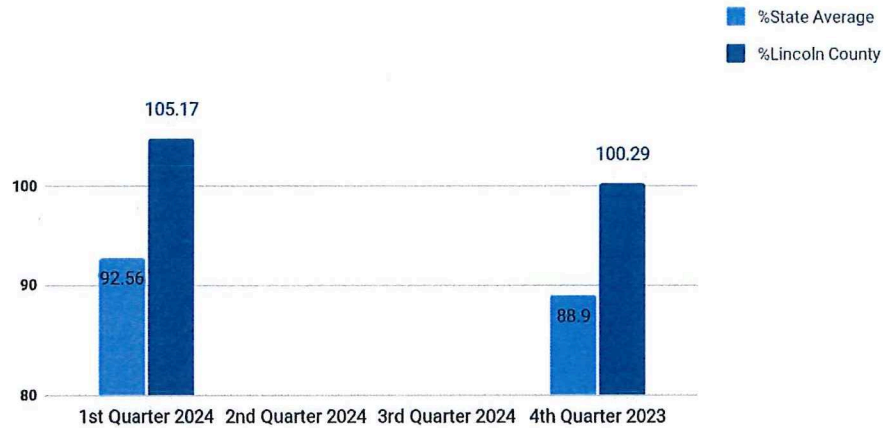
Income Maintenance				
	1st Quarter	2nd Quarter	3rd Quarter	4th Quarter
Active Caseload 2024	33,723			
Active Caseload 2023	39,062	40,199	36,020	35,200
Active Caseload 2022	38,016	38,148	37,219	38,647
Active Caseload 2021	35,445	36,175	36,895	37,929
Active Caseload 2020	31,348	32,081	33,521	34,808
Active Caseload 2019	31,077	31,077	30,992	31,655
Applications Processed 2024	6,141			
Applications Processed 2023	5,078	4,612	4,895	5,893
Applications Processed 2022	5,632	4,750	5,141	5,818
Applications Processed 2021	4,611	3,849	3,940	5,460
Applications Processed 2020	6,341	5,577	5,190	6,074
Applications Processed 2019	5,789	5,279	5,419	6,481
Calls Received 2024	33,116			
Calls Received 2023	22,301	23,457	25,249	23,250
Calls Received 2022	23,958	20,899	22,983	23,214
Calls Received 2021	14,711	14,531	19,353	22,306
Calls Received 2020	27,072	18,436	19,564	15,866
Calls Received 2019	29,139	26,805	27,967	26,787

CHILD SUPPORT

Paternity Establishment Rate

This chart shows the Paternity Establishment Rate in comparison to the State average. The Federal benchmark is 80%. It is possible that a county can exceed the 100% threshold by establishing paternity in prior years' cases.

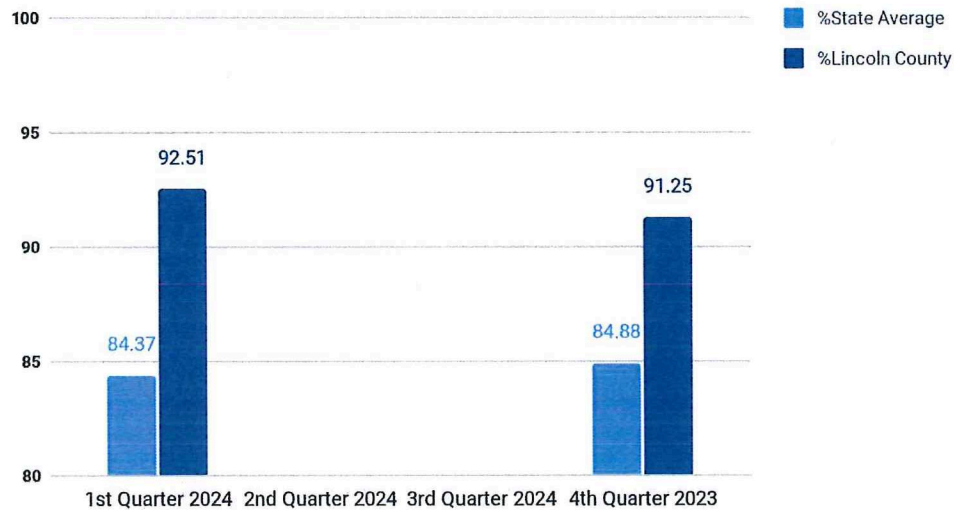
Paternity Establishment



Court Order Establishment Rate

The Court Order Establishment Rate is the percent of cases with an established medical or child support order. The Federal benchmark is 80%.

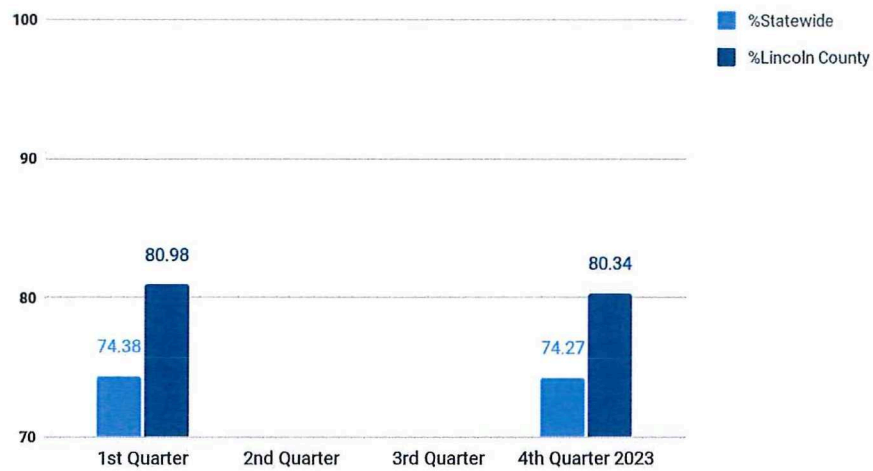
Court Order Establishment Rate



Current Child Support Collection Rate

This chart also has a benchmark of 80% and shows the comparison Statewide to Lincoln County of the percentage of court-ordered current support collected.

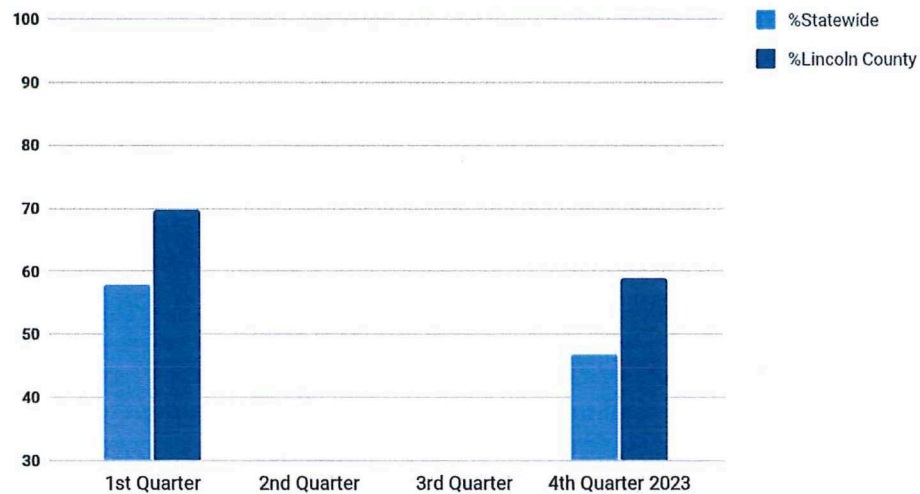
Child Support Collection Rate



Arrears Collection Rate

This chart shows the percent of cases with arrears that received a collection on arrears.

Arrears Collection



Total Collections

	Total Current Support and Arrears Collected on all Lincoln County Cases - IVD and NIVD (excluding costs/fees, birth costs)
1st Quarter 2024	\$1,064,817.75
2nd Quarter 2024	
3rd Quarter 2024	
4th Quarter 2024	
2023 Total	\$3,849,347.71 * IVD & NIVD cases
2022 Total	\$3,078,054.71 * IVD cases only
2021 Total	\$3,164,983.70 *IVD cases only
2020 Total	\$3,377,819.01 *IVD cases only

Resolution 2024-
**Resolution to Request and Accept Funding from Aspirus Foundation and
Lincoln County Health Department/Live Well Lincoln for Training Expenses**

Motion By:
Second By:

Dist.	Supervisor	Y	N	Abs
1	Bialecki			
2	Anderson-Malm			
3	McCrank			
4	Woellner			
5	Zelinski			
6	Ashbeck			
7	Dunphy			
8	Thiel			
9	Vorpagel			
10	Boyd			
11	Detert			
12	DePasse			
13	Bishop			
14	Lyskawa			
15	Lemke			
16	Miller			
17	Meunier			
18	Wickham			
19	Dorava			
20	Cummings			
21	Simon			
22	Hartwig			
Totals				
Carried				
Defeated				
Amended				
Voice vote				
Roll call				

WHEREAS, Lincoln County Department of Social Services has limited funding to provide training opportunities for staff; and

WHEREAS, Lincoln County Department of Social Services is seeing an increase in youth delinquency referrals; and

WHEREAS, partners are expressing significant concerns regarding youth and adult behavioral and emotional regulation; and

WHEREAS, an Adolescent Mental Health Certificate session is available through UW Eau Claire in June, 2024; and

WHEREAS, Lincoln County Department of Social Services would like to send our Youth Justice Social Worker to the Adolescent Mental Health Certificate session; and

WHEREAS, Lincoln County Department of Social Services additionally would like to train two staff to be able to deliver the Learning to Breathe Curriculum to youth; and

WHEREAS, Lincoln County Department of Social Services is aware of funding available through the Aspirus Foundation, Community Outreach and Volunteer Services; and

WHEREAS, the Lincoln County Health Department and Live Well Lincoln has some funding available for mental health training as well; and

WHEREAS, due to time constraints the Director of Lincoln County Department of Social Services has already submitted a letter requesting a donation of \$1,500.00 from Aspirus Foundation and an application requesting \$1,000.00 from Lincoln County Health Department/Live Well Lincoln to cover training expenses for the Adolescent Mental Health Certificate and to have two staff trained in the Learning to Breathe Curriculum;

STATE OF WISCONSIN)
) SS
COUNTY OF LINCOLN)

I hereby certify that this resolution/ordinance is a true and correct copy of a resolution/ordinance adopted by the Lincoln County Board of Supervisors on:

NOW, THEREFORE BE IT RESOLVED, that the Lincoln County Board of Supervisors recognizes and supports the need for additional staff training to meet the needs of youth and families in Lincoln County; and

NOW, THEREFORE BE IT FURTHER RESOLVED, that Lincoln County Department of Social Services can request and accept grant money from Aspirus Foundation and Lincoln County Health Department Live Well Lincoln for training expenses for Adolescent Mental Health Certificate and Learning to Breathe training for two staff members.

Dated:

Authored by:
Co-Sponsored by:
Committee: Social Services
Committee Vote:
Fiscal Impact: \$0

Date Passed:

Drafted by: Jessi Rumsey

Christopher J. Marlowe
Lincoln County Clerk