



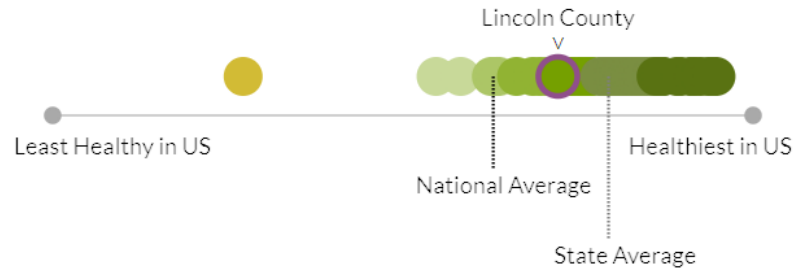
**Lincoln County Health Department**  
 607 N. Sales Street, Suite 101, Merrill, WI 54452  
 Phone: 715-536-0307 | Fax: 715-536-2011  
 LCHealth@co.lincoln.wi.us



# Lincoln County Health Snapshot 2024

## Lincoln County Health Outcomes

Health Outcomes tell us how long people live on average within a community, and how much physical and mental health people experience in a community while they are alive.



**Lincoln County is faring worse than the average county in Wisconsin for Health Outcomes, and better than the average county in the nation.**

Measures	Lincoln 2023	Lincoln 2024	Trends *not always available due to changes in data collection methods	WI 2024	U.S. 2024
<b>Length of Life</b>					
<b>Premature Death</b> Years of potential life lost before age 75 per 100,000 population (age adjusted).	6,900	<b>8,200</b>	<b>No significant trend identified</b>	7,100	8,000
Data Source: National Center for Health Statistics - Natality and Mortality Files; Census Population Estimates Program 2019-2021					
<b>Quality of Life</b>					
<b>Poor or fair health</b> Percentage of adults reporting fair or poor health (age adjusted).	12%	<b>14%</b>	<b>Data unavailable</b>	13%	14%
Data Source: Behavioral Risk Factor Surveillance System 2021					
<b>Poor physical health days</b> Average number of physically unhealthy days reported in past 30 days (age adjusted)	3.2	<b>3.6</b>	<b>Data unavailable</b>	3.1	3.3
Data Source: Behavioral Risk Factor Surveillance System 2021					
<b>Poor mental health days</b> Average number of mentally unhealthy days reported in past 30 days (age-adjusted).	<b>4.5</b>	<b>5.1</b>	<b>Data unavailable</b>	<b>4.8</b>	<b>4.8</b>
Data Source: Behavioral Risk Factor Surveillance System 2021					
<b>Low birthweight</b> Percentage of live births with low birthweight (< 2,500 grams).	8%	<b>8%</b>	<b>Data unavailable</b>	8%	8%
Data Source: National Center for Health Statistics - Natality Files 2016-2022					

### LINCOLN COUNTY VISION STATEMENT:

Lincoln County will preserve the unique characteristics and resources that make it an exceptional place to live, work, and play; we will work together, holding ourselves and each other accountable, to weave the fabric of community and provide opportunity to our citizens.

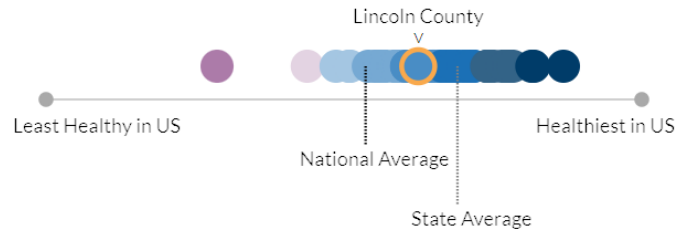


**Lincoln County Health Department**  
 607 N. Sales Street, Suite 101, Merrill, WI 54452  
 Phone: 715-536-0307 | Fax: 715-536-2011  
 LCHHealth@co.lincoln.wi.us



## Lincoln County Health Factors

Many things influence how well and how long we live. Health Factors represent those things we can improve to live longer and healthier lives. They are indicators of the future health of our communities.



**Lincoln County is faring worse than the average county in Wisconsin for Health Factors, and better than the average county in the nation.**

Measures	Lincoln 2023	Lincoln 2024	Trends <small>*not always available due to changes in data collection methods</small>	WI 2024	U.S. 2024
<b>Health Behaviors</b>					
<b>Adult smoking</b> Percentage of adults who are current smokers (age-adjusted).	19%	<b>17%</b>	Data unavailable	14%	15%
Data Source: Behavioral Risk Factor Surveillance System 2021					
<b>Adult obesity</b> Percentage of the adult population (age 18 and older) that reports a body mass index (BMI) greater than or equal to 30 kg/m2.	35%	<b>37%</b>	Data unavailable	34%	34%
Data Source: Behavioral Risk Factor Surveillance System 2021					
<b>Food environment index</b> Index of factors that contribute to a healthy food environment, from 0 (worst) to 10 (best).	8.8	<b>8.9</b>	Data unavailable	9.1	7.7
Data Source: USDA Food Environment Atlas, Map the Meal Gap from Feeding America 2019 & 2021					
<b>Physical inactivity</b> Percentage of adults age 18 and over reporting no leisure-time physical activity.	21%	<b>21%</b>	Data unavailable	19%	23%
Data Source: Behavioral Risk Factor Surveillance System 2021					
<b>Access to exercise opportunities</b> Percentage of population with adequate access to locations for physical activity.	65%	<b>67%</b>	Data unavailable	84%	84%
Data Source: Business Analyst, and Living Atlas of the world; YMCA, & US Census Tigerline Shapefiles 2023, 2022 & 2020					
<b>Excessive drinking</b> Percentage of adults reporting binge or heavy drinking (age-adjusted).	28%	<b>23%</b>	Data unavailable	25%	18%
Data Source: Behavioral Risk Factor Surveillance System 2021					
<b>Alcohol-impaired driving deaths</b> Percentage of driving deaths with alcohol involvement.	44%	<b>42%</b>	No significant trend identified	35%	26%

### LINCOLN COUNTY VISION STATEMENT:

Lincoln County will preserve the unique characteristics and resources that make it an exceptional place to live, work, and play; we will work together, holding ourselves and each other accountable, to weave the fabric of community and provide opportunity to our citizens.



**Lincoln County Health Department**  
 607 N. Sales Street, Suite 101, Merrill, WI 54452  
 Phone: 715-536-0307 | Fax: 715-536-2011  
 LCHealth@co.lincoln.wi.us



Data Source: Fatality Analysis Reporting System 2017-2021					
<b>Sexually transmitted infections</b> Number of newly diagnosed chlamydia cases per 100,000 population.	188.5	<b>238.3</b>	No significant trend identified	472.3	495.5
Data Source: National Center for HIV/AIDS, Viral Hepatitis, STD, and TB Prevention 2021					
<b>Teen births</b> Number of births per 1,000 female population ages 15-19.	20	<b>15</b>	Data unavailable	12	17
Data Source: National Center for Health Statistics - Natality Files; Census Population Estimates Program 2016-2022					
<b>Clinical Care</b>					
<b>Uninsured</b> Percentage of population under age 65 without health insurance.	7%	<b>6%</b>	Trend getting better for this measure	6%	10%
Data Source: Small Area Health Insurance Estimates 2021					
<b>Primary care physicians</b> Ratio of population to primary care physicians.	1,840:1	<b>2,040:1</b>	Trend getting worse for this measure	1,250:1	1,330:1
Data Source: Area Health Resource File/American Medical Association 2021					
<b>Dentists</b> Ratio of population to dentists.	1,900:1	<b>1,890:1</b>	No significant trend identified	1,360:1	1,360:1
Data Source: Area Health Resource File/ National Provider Identification File 2022					
<b>Mental health providers</b> Ratio of population to mental health providers.	1,500:1	<b>1,490:1</b>	Data unavailable	400:1	320:1
Data Source: CMS, National Provider Identification 2023					
<b>Preventable hospital stays</b> Rate of hospital stays for ambulatory-care sensitive conditions per 100,000 Medicare enrollees.	1,683	<b>1,826</b>	Trend getting better for this measure	2,451	2,681
Data Source: Mapping Medicare Disparities Tool 2021					
<b>Mammography screening</b> Percentage of female Medicare enrollees ages 65-74 that received an annual mammography screening.	47%	<b>53%</b>	No significant trend identified	50%	43%
Data Source: Mapping Medicare Disparities Tool 2021					
<b>Flu vaccinations</b> Percentage of fee-for-service (FFS) Medicare enrollees that had an annual flu vaccination.	48%	<b>44%</b>	Trend getting worse for this measure	52%	46%
Data Source: Mapping Medicare Disparities Tool 2021					
<b>Social &amp; Economic Factors</b>					
<b>High school completion</b> Percentage of adults ages 25 and over with a high school diploma or equivalent.	93%	<b>92%</b>	Data unavailable	93%	89%
Data Source: American Community Survey, 5 year estimates 2018-2022					

**LINCOLN COUNTY VISION STATEMENT:**

Lincoln County will preserve the unique characteristics and resources that make it an exceptional place to live, work, and play; we will work together, holding ourselves and each other accountable, to weave the fabric of community and provide opportunity to our citizens.



**Lincoln County Health Department**  
 607 N. Sales Street, Suite 101, Merrill, WI 54452  
 Phone: 715-536-0307 | Fax: 715-536-2011  
 LCHealth@co.lincoln.wi.us



<b>Some college</b> Percentage of adults ages 25-44 with some post-secondary education.	55%	<b>53%</b>	Data unavailable	70%	68%
Data Source: American Community Survey, 5 year estimates 2018-2022					
<b>Unemployment</b> Percentage of population ages 16 and older unemployed but seeking work.	3.7%	<b>3.1%</b>	Trend getting better for this measure	2.9%	3.7%
Data Source: Bureau of Labor Statistics 2022					
<b>Children in poverty</b> Percentage of people under age 18 in poverty.	15%	<b>13%</b>	Trend getting worse for this measure	13%	16%
Data Source: Small Area Income and Poverty Estimates; American Community Survey, 5-year estimates 2022 & 2018-2022					
<b>Income inequality</b> Ratio of household income at the 80th percentile to income at the 20th percentile.	4.2	<b>4.4</b>	Data unavailable	4.2	4.9
Data Source: American Community Survey, 5 year estimates 2018-2022					
<b>Children in single-parent households</b> Percentage of children that live in a household headed by single parent.	16%	<b>20%</b>	Data unavailable	22%	25%
Data Source: American Community Survey, 5 year estimates 2018-2022					
<b>Social associations</b> Number of membership associations per 10,000 population.	16.3	<b>15.1</b>	Data unavailable	11	9.1
Data Source: County Business Patterns 2021					
<b>Injury deaths</b> Number of deaths due to injury per 100,000 population.	92	<b>97</b>	Data unavailable	93	80
Data Source: National Center for Health Statistics - Mortality Files; Census Population Estimates Program 2017-2021					
<b>Physical Environment</b>					
<b>Air pollution-particulate matter</b> Average daily density of fine particulate matter in micrograms per cubic meter (PM2.5).	6.8	<b>6.8</b>	Trend getting better for this measure	7.8	7.4
Data Source: Environmental Public Health Tracking Network 2019					
<b>Drinking water violations</b> Indicator of the presence of health-related drinking water violations. 'Yes' indicates the presence of a violation, 'No' indicates no violation.	NO	<b>Yes</b>	Data unavailable	---	---
Data Source: Safe Drinking Water Information System 2022					
<b>Severe housing problems</b> Percentage of households with at least 1 of 4 housing problems: overcrowding, high housing costs, lack of kitchen facilities, or lack of plumbing facilities.	9%	<b>9%</b>	Data unavailable	13%	17%
Data Source: Comprehensive Housing Affordability Strategy (CHAS) data 2016-2020					

**LINCOLN COUNTY VISION STATEMENT:**

Lincoln County will preserve the unique characteristics and resources that make it an exceptional place to live, work, and play; we will work together, holding ourselves and each other accountable, to weave the fabric of community and provide opportunity to our citizens.



**Lincoln County Health Department**  
607 N. Sales Street, Suite 101, Merrill, WI 54452  
Phone: 715-536-0307 | Fax: 715-536-2011  
LCHealth@co.lincoln.wi.us



<b>Driving alone to work</b> Percentage of the workforce that drives alone to work.	84%	<b>81%</b>	Data unavailable	77%	72%
Data Source: American Community Survey, 5 year estimates 2018-2022					
<b>Long commute – driving alone</b> Among workers who commute in their car alone, the percentage that commute more than 30 minutes.	31%	<b>31%</b>	Data unavailable	28%	36%
Data Source: American Community Survey, 5 year estimates 2018-2022					

For more information on the County Health Rankings visit  
<http://www.countyhealthrankings.org>

**LINCOLN COUNTY VISION STATEMENT:**

Lincoln County will preserve the unique characteristics and resources that make it an exceptional place to live, work, and play; we will work together, holding ourselves and each other accountable, to weave the fabric of community and provide opportunity to our citizens.


JOIN US FOR THE 4TH ANNUAL

# RAISE YOUR VOICE AWARENESS WALK

SUNDAY, APRIL 28, 2024

11:30 - REGISTRATION OPENS  
1:00 - WALK BEGINS & SILENT  
AUCTION ENDS

SCAN BELOW TO  
REGISTER!



<https://bit.ly/3T7xSgj>

**ACTIVITIES INCLUDE:**

YARD GAMES, FACE PAINTING; COLORING STATION;  
SILENT AUCTION; WALKING TACOS & WALKING  
DESSERTS; 1 MILE OR 2 MILE RUN/WALK; DOGS WELCOME

**“DON'T FORGET TO LOOK BACK  
AND SEE HOW FAR YOU'VE COME.”**

EVENT WILL BE HELD AT THE MARC -- 1100 MARC DRIVE, MERRILL, WI 54452  
MERRILL RYV CLUB SPONSORED BY ASPIRUS & NAMI NORTHWOODS





# WHY YOU SHOULD CONSIDER BEING A MENTAL HEALTH FIRST AIDER

On average

# 123

people die by suicide each day

# 1 in 5

people live with a mental health condition



**Mental Health First Aid** teaches you how to identify, understand and respond to signs of mental illness and substance use disorders. This training gives you the skills you need to reach out and provide initial support to someone who may be developing a mental health or substance use problem and help connect them to the appropriate care.

**Register for Blended Adult Mental Health First Aid**  
**Wednesday, May 8<sup>th</sup> and Friday, May 10<sup>th</sup>, 2024**  
**1:30 – 4:30 pm, Tomahawk Public Library**

First Aiders will complete a 2-hour, self-paced online class, and then participate in two half day trainings. Participants must attend both days to be certified. **Limited to 30 adults.**  
**Light snacks and refreshments provided.**



Please register by Monday, April 29<sup>th</sup> by scanning the QR code or at <https://forms.gle/yKZjCbEnrwRBfxoY7>

Thank you to UW-Madison Division of Extension, Aspirus Health and Healthy Minds for Lincoln County for sponsoring this training.



The Great Lakes Rural Opioid Technical Assistance Regional Center (ROTA-RC) is funded by SAMHSA to serve rural areas in IL, IN, MI, MN, OH, and WI. Learn more at our website <https://greatlakesrota.extension.wisc.edu> Grant No.: TI085594.





# YOUTH MENTAL HEALTH FIRST AID

for the rural community and  
those who serve them

## LEARN HOW TO SUPPORT THE YOUNG PEOPLE IN YOUR LIFE

Youth Mental Health First Aid teaches you how to identify, understand and respond to signs of mental health and substance use challenges among adolescents ages 12-18. You'll build skills and confidence you need to reach out and provide initial support to young people who are struggling. You'll also learn how to help connect them to appropriate support.

### AFTER THE COURSE, YOU'LL BE ABLE TO:

- Recognize common signs and symptoms of mental health challenges, including anxiety, depression, eating disorders and attention deficit hyperactive disorder (ADHD).
- Recognize common signs and symptoms of substance use challenges.
- Understand how to interact with a young person in crisis.
- Know how to connect a young person with help.
- Better understand trauma, substance use, self-care and the impact of social media and bullying

## UPCOMING VIRTUAL TRAININGS:

First Aiders will complete a 2-hour, self-paced online class, and then participate in an instructor-led Zoom Meeting. Limited to 30 adults.

Please contact [jenniferpark@wisc.edu](mailto:jenniferpark@wisc.edu) for questions

All trainings start at 9:00am and end at 3:00 PM

- Friday, May 24<sup>th</sup>
- Thursday, June 13<sup>th</sup>
- Friday, July 26<sup>th</sup>





Register online at:

<https://go.wisc.edu/9dsa65>







## **Paid Remote Early Language Intervention Research Study**

**Language, Literacy, and Learning Lab  
Waisman Center**

### **Who might be eligible?**

\*Wisconsin parents or legal guardians at least 18 years old  
AND

\*Children 2.5-4 years (with or without autism)

•Must meet criteria for language delay or disorder at screening

\*Unsure or curious? Screen anyway!

### **What is involved?**

\*Remotely participate from anywhere in Wisconsin

\*Three to four data collection sessions

\*Coaching sessions focused on strategies to support language development

\*Children only need to be present for a short time across the study to record unstructured interactions with their caregiver

### **Is there any compensation for participating?**

\*Yes! You can receive \$5 for screening and up to an additional \$225

\*Additional payment amount depends on session completion

### **If interested, please contact us!**

L3Lab@waisman.wisc.edu  
608-265-7484

Visit <https://redcap.link/KOALA2Interest>  
or scan the QR code





Please join us for our **FREE**



Lincoln County



# Community Baby Shower

**For pregnant and parenting families  
with children 0 to 18 months**

Bring a friend or family! Kids welcomed.  
No registration needed.

**Thursday, May 30, 2024**

**3 PM to 5 PM**

**St. Mary's Catholic Church  
Corpus Christi Center (CCC)  
(320 E Washington Ave, Tomahawk)**

**Each family will receive a care package  
(includes diapers, wipes and more). Available  
while supplies last.**

- Connect with community resources
- Learn about child safety and milestones
- And MUCH MORE!!



**LINCOLN COUNTY  
HEALTH DEPARTMENT**

Lincoln County Community Health Improvement Plan (CHIP) 2018-2023



**Healthy Minds Work Plan 2024**

Yellow = strategies prioritized by coalition on 10/6/23 for 2024

**Goal 1: Lincoln County residents will have increased knowledge and access to behavioral health resources that support mental health and emotional well-being.**

**Objective 1.1: By December 31, 2024, Healthy Minds for Lincoln County will implement one strategy annually to increase access to local resources by eliminating barriers and supporting effective navigation**

**Strategy 1.1.1 Identify, maintain and expand mental health and emotional well-being resources.**

Activities	Progress Updates	Target Audience	Resources/ Assets	Lead Partner(s)
Maintain and promote local resources directories and guides ( <i>Find Help, 211, mental health and substance use guide, grief support guide, 988 magnets, NAMI Mental Health Resource Flyer, etc</i> )	(-) Continue to distribution local guides and resources (-) Updating Grief Support Guide (will print once finalized) (-) NAMI Mental Health Resource Flyer (assure local resources current before printing)	Community Members	Aspirus Health funding, LCHD grant funding, Find Help, 211	LCHD, Aspirus Health, NAMI Northwoods, MAPS
Develop resource(s) targeted to youth ( <i>work with MHS RYV Club to develop crisis posters for schools</i> )	(-)	School aged youth	MHS RYV Club, Aspirus Health funding	MAPS, NAMI Northwoods, LCHD
Explore <a href="#">Behavioral Health 360 CredibleMind</a> and it's applicaiton in Lincoln County ( <i>Digital mental health platform focused on early intervention, self care, screenings and connection to local resources</i> )	(-) Demo held on 1/4/24 (Bath, Rumsey & Miller attended) (-) Contact Bath by 3/1/24 if your agency will actively support implementation of Credible Mind (12 agencies agreements as 4/5/24) (-) Bath presented to the BOH 2/21/24 & 3/20/24	Community Members	Health Department grant funding	Need to establish a steering committee (LCHD, Social Services, MAPS, Centre for Well-Being, etc)

**Strategy 1.1.2 Enhance local referral systems by identifying community information hubs and promoting resources widely and through various methods. (HE)**

Activities	Progress Updates	Target Audience	Resources/ Assets	Lead Partner(s)
Convene a workgroup to discuss community information hubs ( <i>Identify hubs, assure resources are available, assure staff are knowledgeable of resources and promote widely</i> )	(-) Agenda item for Live Well Lincoln Partnership meeting in May	Community Members	Public Libraries, Menard Center, Schools (already serving as hubs), online resource hubs exist	LCHD, Aspirus Health, Social Services, Centre for Well-Being, Public Libraries, MAPS, etc.

**Objective 1.2: By December 31, 2024, Healthy Minds for Lincoln County will implement 2 strategies annually that build robust, collaborative networks that include diverse partners and community members aimed at increasing awareness, resources and support.**

**Strategy 1.2.1 Increase knowledge and awareness of providers and stakeholders' roles and responsibilities within the behavioral health system.**

Activities	Progress Updates	Target Audience	Resources/ Assets	Lead Partner(s)
Hold partner networking meetings ( <i>Healthy Minds meetings</i> )	(-) Agency Round Robin added as a standing agenda item, 1/19/24	Healthy Minds Partners	Quarterly meetings	LCHD
Host mental health forum ( <i>healthcare, behavioral health, community partners and public</i> )	(-) Discussed 1/19/24. Will revisit in April at meeting. Explore Crisis Intervention Partner Training	Providers, Organizations, Community	Aspirus Health funding	Need a planning team (LCHD, Social Services, MAPS, NCHC, etc)
Promote WI Child Psychiatry Consultation Program (CPCP) to local healthcare providers ( <i>mailing, lunch n' learns</i> )	(-) Hangiandreou, MD, through CPCP, is promoting the program by providing educational lectures to providers and trainees across WI re child mental health. Provide direct consultation and help providers locate resources to help support child mental health (ex. counselors).	Healthcare providers	Hangiandreou, MD (member of Health Minds, part of the WI CPCP Team)	LCHD

**Strategy 1.2.3 Promote and support community prevention partners, local advocacy groups and youth mentor programs. (HE)**

Activities	Progress Updates	Target Audience	Resources/ Assets	Lead Partner(s)
Promote and/or participate in NAMI, MHS RYV Club and youth mentor program events	(-) Promote RYV Club Rise Up Event 1/24/24 Promote NAMI WI Annual Conference 4/26/24 & 4/27/24 <a href="#">Promote MHS RYV Walk 4/28/24</a>	(-) School aged youth and youth serving organizations	MHS RYV Club, NAMI Northwoods, Aspirus Health	NAMI Northwoods, Aspirus Health

**Strategy 1.2.4 Maintain and recruit leaders, partners and community members to the Healthy Minds for Lincoln County coalition through various methods. (HE)**

Activities	Progress Updates	Target Audience	Resources/ Assets	Lead Partner(s)
Assess membership status, areas of interest and capacity to support coalition activities ( <i>Survey</i> )	(-) Survey sent out with 1/19/24 meeting minutes (8 responses)	New and existing Healthy Minds partners	Google Forms	LCHD
Set up coalition display at events	(-) Booth MHS RYV Walk 4/28/24 & Tomahawk Baby Shower 5/30/24	Community Members		
Promote coalition via media and other outreach	(-) Promoted Coalition in press releases for gun locks and Adult MHFA in February and LCHD Facebook posts during April	Community Members		

Lincoln County Community Health Improvement Plan (CHIP) 2018-2023

**Goal 2: Lincoln County residents will have strong support systems that provide connection and emotional support.**

**Objective 2.1: By December 31, 2024, Healthy Minds for Lincoln County will implement four strategies annually that promote, educate and support mental health and emotional well-being through community engagement and open conversations.**

**Strategy 2.1.1 Implement community campaigns and programs to increase awareness and knowledge of mental health and emotional well-being.**

Activities	Progress Updates	Target Audience	Resources/ Assets	Lead Partner(s)
Implement awareness campaigns (988, Mental Health Awareness Month, Suicide Prevention Month)	(-) Veterans Crisis Line Campaign approved BOH 1/11/24 (completed in February and March - digital, radio, newspaper and Facebook ads) (-) 988 billboards and paid ads, approved by BOH 1/11/24	Veterans and their family and friends, community members	LCHD grant funding, 988/Veterans Crisis Line	LCHD, Veterans Services
Implement gun lock distribution campaign (focus suicide prevention and child safety)	(-) Gun lock distribution campaign approved by BOH 1/11/24 (ongoing - 16 partnering agencies, 269 locks distributed as of 4/5/24)	Firearms owners, families with children	LCHD grant funding	LCHD
Provide evidence based behavioral health programs (Mental Health First Aid, QPR, etc)	(-) Bath to meet with trainer on 1/16/24. Training can be provided at no cost through Rural Opioid Grant through UW-Extension. (-) Adult MHFA Training 4/1/24 in Merrill 23 participants (-) Adult MHFA Training 5/8 & 5/10/24 in Tomahawk	Adults, youth, organizations	Aspirus Health funding, local trainer	LCHD, UW-Extension, Public Libraries
Distribute calm strips with education to organizations serving school aged students (sensory and mindfulness activities)	(-) Project approved by BOH 1/11/24, 1,050 calm strips distributed to elementary schools as of 4/5/24	School aged youth	LCHD grant funding	LCHD
Offer programs for older adults (Alzheimers, dementia, caregiver support, etc)	(-) Offering Dementia Informed Super Heroes Virtual 1/8/24, 2/5/24, 3/4/24, 4/8/24 (-) ADRC Dementia Basics, TB Scott Library, Merrill 1/16/24, 1/23/24, 4/16/24, 4/23/24 (average about 6 participants) (-) ADRC Caregiver Support Group Merrill & Virtual 1/22/24, 2/26/24, 3/25/24, 4/22/24 (-) ADRC Managing Caregiver Stress Workshop, TB Scott Library Merrill 3/13/24 (-)	Older adults and caregivers	ADRC-CW	ADRC-CW
Offer programs for parents, caregivers and families focused on self-care, stress management and resiliency	(-) Pine River for Young Learners Parent Program 4/24/24. Focus is parent mental health and how to build resilient children. Calm kit for each family (Presenter Miller) (-) Strengthening Families for Caregivers being held by Social Services through a partnership with Kinship this spring in Tomahawk (27)	Parents, caregivers, families	Aspirus Health, LCHD grant funding	LCHD, Counselor, MAPS, Social Services, Kinship

**Strategy 2.1.2 Continue to explore and integrate evidence based behavioral health programming and training that targets school age youth. (HE)**

Activities	Progress Updates	Target Audience	Resources/ Assets	Lead Partner(s)
Support schools in development of student mental health committess/ peer support groups	(-) Support MAPS Mental Health Matters Alliance, MHS Raise Your Voice Club and 7 Mindsets Curriculum (-) Tomahawk School District started Raise Your Voice Club in March 2024 - 51 middle and high school students	Students and families	Aspirus Health funding	MAPS, TSD, Aspirus Health
Support continuation of school/youth based programs year round (MHS Free Talks, Aggression Replacement Training -ART)	(-) MAPS will request funding to offer Free Talks in summer (MHS students struggling with AODA issues) (-) MAPS will request funding to offer ART in the summer (middle school students with behavior and conduct issues) (-) Two Social Services staff trained in ART. NCHC staff also trained. (-) Social Services social worker partnering with Sheriff Deputy to develop an AODA curriculum for schools. (-) NCHC working with school truancy program to get kids connected to services sooner by assigning to a case manager. (-) Social Services hosted free local ART training in 2/2024.	Middle and high school students	Trained facilitators (MAPS, Social Services, LPC), Aspirus Health funding	MAPS, Social Services, North Central Health Care, Tomahawk School District
Provide Teen Mental Health First Aid to high school students	(-) Being offered at MHS in sophomore health class. (-) THS will be offering training to students in the future.	High school students	Trained staff	MAPS
Provide Learning to Breathe Mindfulness Program to Lincoln County students	(-) Request funding to offer train the trainer course (included in coalition donation request to Aspirus Health 2/9/24)	Middle and high school students	Aspirus Health funding, LCHD grant funding	Social Services, MAPS, TSD

**Strategy 2.1.3 Support and expand peer support groups and community informed programs that promote family engagement and social connectedness. (HE)**



Lincoln County Community Health Improvement Plan (CHIP) 2018-2023

Activities	Progress Updates	Target Audience	Resources/ Assets	Lead Partner(s)
Support library programs.	(-) Request funding to support summer family activity packs (included in coalition donation request to Aspirus Health 2/9/24) (-)"The Fellowship" Program through Islands of Brilliance at Tomahawk Library for children and young adults on the autism spectrum (started Feb. 8th) Program to be offered T.B. Scott Library. (-) Let's Move It program every Tuesday from 10 am – 12 pm at Tomahawk Library for 0 to school aged children (126 participants) (-) Tinker Tuesdays from 3:30-5 pm at Tomahawk Library for school aged children, STEAM activities and games. (155 participants) (-) Library Time on Thursdays 10– 11:30 am at Tomahawk Library for little ones and their caregivers, promote social and early literacy skills. (337 participants) (-) TPL TEENS on Thursday for middle school age students (31 participants)	Lincoln County youth and families	T.B. Scott Free Library, Tomahawk Public Library, Aspirus Health funding	T.B. Scott Free Library, Tomahawk Public Library, LCHD

(HE) = Strategy address health equity

Record of Changes

Date	Update Made
1/11/24	2024 work plan includes strategies that were prioritized at coalition meeting on 10/6/23 as well as projects are being discussed by partners.
1/19/24	Updated activities and progress in green. Feedback provided through quarterly survey and coalition agency round robin.
4/5/24 & 4/24/24	Updated activities and progress in blue.