



North Central Health Care

Person centered. Outcome focused.

OFFICIAL NOTICE AND AGENDA

Notice is hereby given that the **Executive Committee of the North Central Community Services Program Board** will hold a meeting at the following date, time and location shown below.

Thursday, December 1, 2022 at 3:00 PM
North Central Health Care – Wausau Board Room
1100 Lake View Drive, Wausau WI 54403

Persons wishing to attend the meeting by phone may call into the telephone conference beginning five (5) minutes prior to the start time indicated above using the following number:


Meeting number: 1-408-418-9388 **Access Code:** 2482 964 9683 **Password:** 1234

AGENDA

1. Call to Order
2. Public Comments (15 Minutes)
3. Approval of November 17, 2022 Executive Committee Meeting Minutes
4. Educational Presentations/Outcome Monitoring Reports
 - a. Executive Director Report – M. McBain
 - b. October Financials – G. Olsen
 - c. Recruitment Plan for Executive Director – M. McBain
5. Discussion and Possible Action
 - a. Northcentral Technical College Foundation Request for CNA Scholarship - M. McBain
 - b. NCCSP Board Terms – M. McBain
 - c. NCCSP Board and Committee 2023 Meeting Calendar – M. McBain
6. Motion to go into Closed Session (Roll Call Vote Suggested) Pursuant to Wis. Stat. ss. 19.85(1)(c) and (e), for the purpose of “[c]onsidering employment, promotion, compensation or performance evaluation data of any public employee over which the governmental body has jurisdiction or exercises responsibility,” to wit: Discuss Managing Director of Community Programs Position
7. Next Meeting Date & Time, Location, and Future Agenda Items
 - a. Next Meeting: Thursday, December 15, 2022 in the North Central Health Care Wausau Board Room
8. Adjournment

Any person planning to attend this meeting who needs some type of special accommodation in order to participate should call the Administrative Office at 715-848-4405. For TDD telephone service call 715-845-4928.

NOTICE POSTED AT: North Central Health Care
COPY OF NOTICE DISTRIBUTED TO:
Wausau Daily Herald, Antigo Daily Journal, Tomahawk Leader,
Merrill Foto News, Langlade, Lincoln & Marathon County Clerks Offices


Presiding Officer or Designee

DATE: 11/28/2022 TIME: 4:00 PM BY: D. Osowski

NORTH CENTRAL COMMUNITY SERVICES PROGRAM EXECUTIVE COMMITTEE MEETING MINUTES

November 17, 2022

3:00 p.m.

NCHC Board Room

Present: EXC Kurt Gibbs X Lance Leonhard X Robin Stowe
X(WebEx) Renee Krueger

Staff Present: Mort McBain, Gary Olsen

Others Present: Dejan Adzic, Deputy Corporation Counsel, Stacey Morache, Alison Leahy (WebEx), John Robinson (WebEx)

Call to Order

- Meeting was called to order by L. Leonhard in the absence of K. Gibbs, Chair.

Public Comments

- There were no public comments.

Minutes of November 3 and 8, 2022 Executive Committee Meetings

- **Motion**/second, Stowe/Krueger, to approve the minutes of the November 3 and 8, 2022 Executive Committee Meetings. Motion carried.

Executive Director Report – M. McBain

- Several North Central Community Services Program Board members have terms expiring the end of December 2022. Executive Committee asked M. McBain to contact those members to inquire if they wish to be reappointed to the Board and provide an update to the Committee in December.
- A list of tentative meeting dates and times for the Executive Committee and Board for the first quarter of 2023 was provided with the assumption that the Committee will continue to meet bi-weekly and the Board monthly. Committee will discuss frequency of meetings at its December meeting.

Contract Extension for Interim Executive Director

- A contract extension for the Interim Executive Director was presented.
- **Motion**/second, Stowe/Krueger, to recommend extending the current contract to December 31, 2022 with modification to the last paragraph to read ‘December 31, 2022. Motion carried.

Presentation of the 2023 Budget – G. Olsen

- G. Olsen came on board May 31, 2022 with a priority of developing the 2023 budget. After several iterations, and with the assistance of the entire management staff, a balanced budget is being presented. Next year the process will be within the stated timeline according to the Tri-County Agreement. It was noted that each of the three counties has approved their 2023 budget already with approved tax levy contributions for North Central Health Care which have been incorporated into this budget.

- A high-level overview of the 2023 budget was provided to the Committee. An in-depth review of the budget will be provided to the Board immediately following this meeting. Highlights included:
 - County appropriations for 2023 are just over \$6 million and shown on page 13 of the budget document. Overall, county appropriations have decreased since 2017. An exception to this was when NCHC and Lincoln County entered into a management agreement of Pine Crest Nursing Home which added \$440,000.
 - Medicaid reimbursement recently increased (effective 7/1/2022), Marathon County is assisting NCHC by providing ARPA funds to help offset the deficit incurred by increased costs related to the COVID-19 pandemic and covering the debt repayment for 2022. NCHC is also working with Marathon County on an agreement/promissory note for repayment of the debt which will be completed by January 31, 2023.
 - The 2023 budget book is color coordinated based on the new organizational chart indicating the community programs in orange, community living and nursing home programs in green, and support programs in blue.
 - Program managers have had extensive input this year and have been involved in identifying both revenue and expenses.
 - Next year's budget will have a breakdown of account balances by counties for year end.
 - The 2023 budget has been balanced with a conservative approach when estimating revenue and does not include one-time grant opportunities. The budget is also based on 100% staffing and the programs that the Board discontinued this year have been removed from the 2023 budget. We are working on a reduction in costs of transportation. Pages 25-80 provides a description of each program.
 - A comparison to the 2022 budget is included on page 23.
 - In total, this is an \$87 million budget. We believe this is a realistic balanced budget with room to grow and pay back Marathon County as originally intended.
 - G. Olsen expressed accolades to the management staff and who did not complain when asked to do the budget three times; staff were engaged and are willing and excited to own their budgets next year. It is an indication of the high level of employees at NCHC, how much they care, and their dedication to those we serve.
 - The keys to a successful 2023 are in the new organizational structure and continually evaluating each program to keep them in the positive. Managing Directors are already focused on our community services, meeting with providers, and looking to improve revenue.
 - A budget calendar will be developed for next year with the budget process complete by 8/1/2023 and presented to the three counties by the 9/1 deadline.
- Committee expressed appreciation for the effort of G. Olsen and all the staff. They also appreciated the conservative approach to the budget, and the intent to rebuild fund balances that have had to be depleted over the previous two years.
- **Motion**/second, Stowe/Krueger, to approve the 2023 NCHC budget as presented. G. Olsen confirmed that the 2023 budget does not include one-time funds or reserves to balance. Motion carried.

Closed Session

- **Motion**/second, Stowe/Krueger, to move into closed session pursuant to Wis. Stat. ss. 19.85(1)(c) and (e), for the purpose of considering employment or compensation of any public employee over which the governmental body has jurisdiction or exercises responsibility, and for the purpose of conducting other specified public business, whenever competitive reasons require a closed session, to wit: Organizational Structure and Evaluation of Certain Positions/ Incumbents within NCHC and Recruitment Strategy for Executive Director. L. Leonhard noted that Marathon County has started the practice of allowing Board members to remain in closed session if the Executive Committee would like to follow this practice. Roll call vote taken. All indicated aye. Meeting convened in closed session at 3:43 p.m. with A. Leahy and S. Morache in attendance.

Return to Open Session and Possible announcements and/or Action Regarding Closed Session Items

- **Motion**/second, Stowe/Krueger, to return to open session at 4:00 p.m. Motion carried.

Adjournment

- **Motion**/second, Stowe/Krueger, to adjourn the meeting at 4:02 p.m. Motion carried.

Minutes prepared by Debbie Osowski, Executive Assistant to CEO



North Central Health Care

Person centered. Outcome focused.

To: Executive Committee
From: Gary D. Olsen, MPA, Finance Director
Date: November 28, 2022
RE: October Financial Statements

During the month of October, we experienced a loss of (\$732,775). Below is an explanation for some of the loss:

NURSING HOMES:

The nursing homes had a down month showing a cumulative loss of (\$300,634). Pine Crest's average daily census was down by 5.4 for October and Mount View's average daily census was down by .90. The payor mix was the main reason for the loss because it was not favorable, due to the fact there were less residents who were Medicare eligible in October.

HOSPITALS:

The adult and youth hospitals also showed losses totaling (\$204,665). The adult hospital census was down an average of 1.5 from September to October. The youth hospital census was up by an average of .5, but we still have a very small census of an average of 3.9 and the expenses were much higher, especially in the salary and fringe benefit line items for October.

AQUATIC SERVICES:

Aquatic Services had a larger loss and will continue to show loss until the end of the year. The pool had to be closed for repairs and will not reopen until the end of the year. We have worked out a contract with the YMCA to allow us to move some of the programs to their facility, but this will not help cover all the losses we will be experiencing.

CLOSED PROGRAMS:

We had some expenses that were recognized in October for the closed programs such as Clubhouse, Lincoln Industries, Fulton Street Apartments, and Riverview Terrace. With these programs not showing revenue for the month now they are closed.

www.norcen.org

Wausau Campus
1100 Lake View Drive
Wausau, Wisconsin 54403
715.848.4600

Antigo Center
1225 Langlade Road
Antigo, Wisconsin 54409
715.627.6694

Merrill Center
607 N. Sales Street, Ste. 309
Merrill, Wisconsin 54452
715.536.9482

Mount View Care Center
2400 Marshall Street
Wausau, Wisconsin 54403
715.848.4300

Pine Crest Nursing Home
2100 E. 6th Street
Merrill, WI 54452
715.536.0355

North Central Health Care
Programs by Service Line
For the Period Ending October 31, 2022

	Revenue			Expense			Net Income/ (Loss)	Variance From Budget
	Actual	Budget	Variance	Actual	Budget	Variance		
BEHAVIORAL HEALTH SERVICES								
Adult Behavioral Health Hospital	5,414,897	5,475,388	(60,490)	5,562,779	5,760,463	197,684	(147,882)	137,193
Adult Crisis Stabilization Facility	1,205,581	1,190,523	15,059	1,282,719	1,232,152	(50,567)	(77,137)	(35,508)
Lakeside Recovery MMT	200,118	269,146	(69,029)	220,052	269,030	48,977	(19,935)	(20,051)
Youth Behavioral Health Hospital	1,235,673	1,450,340	(214,667)	2,612,938	2,483,307	(129,631)	(1,377,265)	(344,298)
Youth Crisis Stabilization Facility	830,629	892,746	(62,117)	740,241	813,527	73,286	90,388	11,169
Crisis Services	1,896,685	2,433,331	(536,646)	2,265,392	2,901,610	636,217	(368,707)	99,572
Psychiatry Residency	215,348	295,166	(79,818)	316,888	392,477	75,589	(101,540)	(4,229)
	<u>10,998,931</u>	<u>12,006,639</u>	<u>(1,007,708)</u>	<u>13,001,010</u>	<u>13,852,566</u>	<u>851,556</u>	<u>(2,002,079)</u>	<u>(156,152)</u>
COMMUNITY SERVICES								
Outpatient Services (Marathon)	3,760,978	4,560,949	(799,971)	4,760,713	5,308,127	547,414	(999,735)	(252,557)
Outpatient Services (Lincoln)	904,528	957,988	(53,460)	645,113	758,698	113,586	259,415	60,126
Outpatient Services (Langlade)	728,785	830,000	(101,214)	549,534	587,613	38,079	179,251	(63,136)
Community Treatment Adult (Marathon)	4,438,208	4,633,915	(195,706)	4,228,984	4,548,528	319,544	209,224	123,837
Community Treatment Adult (Lincoln)	681,565	874,459	(192,894)	737,314	783,429	46,115	(55,749)	(146,779)
Community Treatment Adult (Langlade)	259,285	583,263	(323,978)	362,468	526,381	163,913	(103,183)	(160,065)
Community Treatment Youth (Marathon)	4,314,618	4,802,052	(487,435)	4,238,045	4,722,045	484,001	76,573	(3,434)
Community Treatment Youth (Lincoln)	1,394,808	1,593,929	(199,121)	1,337,536	1,498,701	161,165	57,272	(37,956)
Community Treatment Youth (Langlade)	1,022,269	1,400,356	(378,086)	1,001,588	1,180,678	179,090	20,681	(198,996)
Community Corner Clubhouse	141,121	149,037	(7,917)	226,291	260,459	34,168	(85,170)	26,252
	<u>17,646,164</u>	<u>20,385,946</u>	<u>(2,739,782)</u>	<u>18,087,585</u>	<u>20,174,659</u>	<u>2,087,074</u>	<u>(441,421)</u>	<u>(652,708)</u>
COMMUNITY LIVING								
Adult Day Services (Marathon)	629,997	643,647	(13,650)	527,567	578,515	50,947	102,430	37,297
Prevocational Services (Marathon)	414,494	478,654	(64,160)	604,275	596,540	(7,735)	(189,782)	(71,895)
Lincoln Industries	1,055,054	503,111	551,944	1,144,184	864,200	(279,984)	(89,130)	271,960
Day Services (Langlade)	406,072	293,700	112,373	298,934	320,994	22,060	107,138	134,432
Andrea St Group Home	529,245	438,655	90,590	444,089	387,063	(57,026)	85,156	33,564
Chadwick Group Home	533,477	429,326	104,150	431,204	409,951	(21,253)	102,273	82,898
Bissell Street Group Home	516,752	540,720	(23,969)	346,891	416,256	69,365	169,861	45,396
Heather Street Group Home	494,401	413,108	81,293	411,933	353,691	(58,242)	82,468	23,051
Jelinek Apartments	793,471	727,626	65,844	691,740	669,545	(22,195)	101,731	43,649
River View Apartments	648,333	617,802	30,531	526,864	708,056	181,191	121,468	211,722
Forest Street Apartments	203	-	203	2,445	-	(2,445)	(2,242)	(2,242)
Fulton Street Apartments	233,705	230,992	2,713	308,015	267,983	(40,032)	(74,310)	(37,319)
Riverview Terrace	297,404	296,964	440	337,923	263,155	(74,768)	(40,519)	(74,328)
Hope House (Sober Living Marathon)	6,759	757	6,002	57,516	56,247	(1,269)	(50,757)	4,733
Homelessness Initiative	136	-	136	13,077	23,583	10,506	(12,942)	10,642
Sober Living (Langlade)	35,105	33,947	1,158	42,008	87,125	45,117	(6,903)	46,275
	<u>6,594,608</u>	<u>5,649,009</u>	<u>945,599</u>	<u>6,188,667</u>	<u>6,002,902</u>	<u>(185,765)</u>	<u>405,941</u>	<u>759,834</u>
NURSING HOMES								
Mount View Care Center	17,337,913	18,482,099	(1,144,186)	18,097,844	18,240,822	142,978	(759,931)	(1,001,208)
Pine Crest Nursing Home	10,496,867	9,953,525	543,342	11,121,783	10,824,070	(297,713)	(624,916)	245,628
	<u>27,834,780</u>	<u>28,435,624</u>	<u>(600,844)</u>	<u>29,219,627</u>	<u>29,064,892</u>	<u>(154,735)</u>	<u>(1,384,847)</u>	<u>(755,579)</u>
Pharmacy	6,626,508	6,709,617	(83,108)	6,886,734	6,080,872	(805,862)	(260,225)	(888,970)
OTHER PROGRAMS								
Aquatic Services	1,040,044	996,775	43,269	1,196,442	1,170,915	(25,527)	(156,399)	17,742
Birth To Three	518,405	333,333	185,072	518,405	333,333	(185,072)	-	-
Adult Protective Services	714,050	663,128	50,922	668,230	656,246	(11,984)	45,820	38,938
Demand Transportation	356,517	423,119	(66,602)	396,454	303,344	(93,109)	(39,937)	(159,712)
	<u>2,629,015</u>	<u>2,416,355</u>	<u>212,660</u>	<u>2,779,531</u>	<u>2,463,839</u>	<u>(315,692)</u>	<u>(150,516)</u>	<u>(103,032)</u>
Total NCHC Service Programs	72,330,007	75,603,189	(3,273,181)	76,163,154	77,639,732	1,476,577	(3,833,147)	(1,796,604)

North Central Health Care
Fund Balance Review
For the Period Ending October 31, 2022

	Marathon	Langlade	Lincoln	Total
YTD Appropriation (Tax Levy) Revenue	3,984,338	191,822	779,081	4,955,240
Total Revenue at Period End	50,795,737	4,239,072	17,295,198	72,330,006
County Percent of Total Net Position	70.2%	5.9%	23.9%	
Total Operating Expenses, Year-to-Date	53,626,007	4,409,537	18,127,610	76,163,154
Share of Operating Cash	4,771,040	398,159	1,624,469	6,793,667
Days Cash on Hand	27	27	27	27
Minimum Target - 20%	12,870,242	1,058,289	4,350,626	18,279,157
Over/(Under) Target	(8,099,202)	(660,130)	(2,726,158)	(11,485,490)

North Central Health Care
Review of Services in Marathon County
For the Period Ending October 31, 2022

	Revenue			Expense			Net Income/ (Loss)	Variance From Budget
	Actual	Budget	Variance	Actual	Budget	Variance		
Direct Services								
Outpatient Services	3,760,978	4,560,949	(799,971)	4,760,713	5,308,127	547,414	(999,735)	(252,557)
Community Treatment-Adult	4,438,208	4,633,915	(195,706)	4,228,984	4,548,528	319,544	209,224	123,837
Community Treatment-Youth	4,314,618	4,802,052	(487,435)	4,238,045	4,722,045	484,001	76,573	(3,434)
Residential	3,749,586	3,398,230	351,356	3,163,181	3,212,543	49,362	586,404	400,718
Day & Prevocational Services	1,044,491	1,122,301	(77,810)	1,131,843	1,175,055	43,212	(87,351)	(34,598)
Clubhouse	141,121	149,037	(7,917)	226,291	260,459	34,168	(85,170)	26,252
Homelessness Initiative	136	-	136	13,077	23,583	10,506	(12,942)	10,642
Hope House Sober Living	6,759	757	6,002	57,516	56,247	(1,269)	(50,757)	4,733
Riverview Terrace	297,404	296,964	440	337,923	263,155	(74,768)	(40,519)	(74,328)
Demand Transportation	356,517	423,119	(66,602)	396,454	303,344	(93,109)	(39,937)	(159,712)
Aquatic Services	1,040,044	996,775	43,269	1,196,442	1,170,915	(25,527)	(156,399)	17,742
Mount View Care Center	17,337,913	18,482,099	(1,144,186)	18,097,844	18,240,822	142,978	(759,931)	(1,001,208)
	36,487,774	38,866,197	(2,378,423)	37,848,313	39,284,824	1,436,511	(1,360,539)	(941,912)
Shared Services								
Adult Behavioral Health Hospital	4,048,253	4,093,156	(44,904)	4,129,411	4,276,157	146,746	(81,158)	101,843
Youth Behavioral Health Hospital	917,178	1,076,532	(159,353)	1,939,659	1,843,430	(96,229)	(1,022,480)	(255,582)
Residency Program	159,859	219,110	(59,251)	235,235	291,347	56,112	(75,376)	(3,140)
Crisis Services	1,556,118	1,834,319	(278,201)	1,681,666	2,153,948	472,282	(125,548)	194,081
Adult Crisis Stabilization Facility	894,938	883,759	11,178	952,199	914,662	(37,537)	(57,261)	(26,359)
Youth Crisis Stabilization Facility	616,599	662,711	(46,111)	549,502	603,905	54,403	67,097	8,291
Pharmacy	4,919,047	4,980,741	(61,694)	5,112,220	4,514,006	(598,214)	(193,173)	(659,908)
Lakeside Recovery MMT	148,553	199,795	(51,242)	163,351	199,708	36,357	(14,798)	(14,885)
Adult Protective Services	529,013	491,213	37,801	496,046	487,150	(8,896)	32,967	28,905
Birth To Three	518,405	333,333	185,072	518,405	333,333	(185,072)	-	-
	14,307,963	14,774,668	(466,705)	15,777,693	15,617,646	(160,047)	(1,469,730)	(626,753)
Excess Revenue/(Expense)	50,795,737	53,640,865	(2,845,128)	53,626,007	54,902,470	1,276,463	(2,830,269)	(1,568,665)

North Central Health Care
Review of Services in Lincoln County
For the Period Ending October 31, 2022

	Revenue		Expense		Net Income/ (Loss)	Variance From Budget
	Actual	Budget	Actual	Budget		
Direct Services						
Outpatient Services	904,528	957,988	645,113	758,698	259,415	60,126
Community Treatment-Adult	681,565	874,459	737,314	783,429	(55,749)	(146,779)
Community Treatment-Youth	1,394,808	1,593,929	1,337,536	1,498,701	57,272	(37,956)
Lincoln Industries	1,055,054	503,111	1,144,184	864,200	(89,130)	271,960
Pine Crest Nursing Home	10,496,867	9,953,525	11,121,783	10,824,070	(624,916)	245,628
	14,532,822	13,883,011	14,985,930	14,729,098	(453,108)	392,979
Shared Services						
Adult Behavioral Health Hospital	867,669	876,914	850,189	880,403	17,480	20,968
Youth Behavioral Health Hospital	188,736	221,545	399,349	379,537	(210,613)	(52,621)
Residency Program	32,913	45,112	48,432	59,984	(15,519)	(646)
Crisis Services	210,645	356,220	346,232	443,469	(135,587)	(48,338)
Adult Crisis Stabilization Facility	184,255	181,954	196,045	188,316	(11,789)	(5,427)
Youth Crisis Stabilization Facility	126,949	136,443	113,135	124,336	13,814	1,707
Pharmacy	1,012,765	1,025,467	1,052,537	929,372	(39,772)	(135,866)
Lakeside Recovery MMT	30,585	41,135	33,632	41,117	(3,047)	(3,065)
Adult Protective Services	107,858	100,075	102,129	100,298	5,728	5,951
	2,762,376	2,984,865	3,141,680	3,146,832	(379,304)	(217,337)
Excess Revenue/(Expense)	17,295,198	16,867,875	18,127,610	17,875,930	(832,412)	175,642

North Central Health Care
Review of Services in Langlade County
For the Period Ending October 31, 2022

	Revenue		Expense		Net Income/ (Loss)	Variance From Budget
	Actual	Budget	Actual	Budget		
Direct Services						
Outpatient Services	728,785	830,000	549,534	587,613	179,251	(63,136)
Community Treatment-Adult	259,285	583,263	362,468	526,381	(103,183)	(160,065)
Community Treatment-Youth	1,022,269	1,400,356	1,001,588	1,180,678	20,681	(198,996)
Sober Living	35,105	33,947	42,008	87,125	(6,903)	46,275
Day Services	406,072	293,700	298,934	320,994	107,138	134,432
	2,451,517	3,141,265	2,254,532	2,702,791	196,985	(241,489)
Shared Services						
Adult Behavioral Health Hospital	498,976	505,317	583,179	603,904	(84,204)	14,383
Youth Behavioral Health Hospital	129,758	152,263	273,930	260,340	(144,172)	(36,095)
Residency Program	22,576	30,944	33,221	41,146	(10,645)	(443)
Crisis Services	129,922	242,792	237,495	304,193	(107,573)	(46,172)
Adult Crisis Stabilization Facility	126,388	124,810	134,475	129,174	(8,087)	(3,723)
Youth Crisis Stabilization Facility	87,080	93,592	77,604	85,287	9,476	1,171
Pharmacy	694,696	703,409	721,977	637,494	(27,281)	(93,196)
Lakeside Recovery MMT	20,980	28,216	23,069	28,204	(2,090)	(2,102)
Adult Protective Services	77,179	71,840	70,055	68,798	7,124	4,082
	1,787,555	1,953,184	2,155,006	2,158,540	(367,451)	(162,094)
Excess Revenue/(Expense)	4,239,072	5,094,448	4,409,537	4,861,330	(170,466)	(403,584)

North Central Health Care
 Summary of Revenue Write-Offs
 For the Period Ending October 31, 2022

	<u>MTD</u>	<u>YTD</u>
Behavioral Health Hospitals		
Administrative Write-Off	6,355	400,824
Bad Debt	-	3
Outpatient & Community Treatment		
Administrative Write-Off	8,767	179,318
Bad Debt	-	-
Nursing Home Services		
Administrative Write-Off	980	94,987
Bad Debt	44	39,694
Aquatic Services		
Administrative Write-Off	3,194	14,102
Bad Debt	-	59
Pharmacy		
Administrative Write-Off	113	600
Bad Debt	-	-
Other Services		
Administrative Write-Off	2,059	27,530
Bad Debt	-	108
Grand Total		
Administrative Write-Off	<u>21,468</u>	<u>717,361</u>
Bad Debt	44	39,864

OFFICERS

Janet Felch
President
Scott Graf
Vice President
John Tubbs
Treasurer
Kent Johnson
Secretary

DIRECTORS

Debra Ball
Scott Cattanach
Christina Cooper
Denis Crevier
Tom Felch
Cory Heckendorf
William Hess
Scott Hogan
Jim Hurtis
Hugh Jones
Wynn O. (Casey) Jones II
Melissa Kampmann
Mark Matthiae
Dieter Nickel
Richard V. Poirier
Michael Ravn
Marty Robbins
Anna Rydeski
Debra Woods
Jeannie Worden

EXECUTIVE DIRECTOR

Vicki S. Jeppesen

November 14, 2022

Mort McBain
North Central Health Care
1100 Lake View Drive
Wausau, WI 54403

Dear Mr. McBain,


A Day for NTC Students showcases the generous spirit of our donors who significantly impact students seeking a college education and a place in our local workforce. Through donations, students receive much-needed scholarships, emergency funds, and other forms of assistance.

NTC graduates live and work in our communities. On a typical day you will find NTC alumni playing essential workforce roles and positively contributing to the growth of our communities. Our programs are developed in response to workforce needs, with input from experts in the industry. One such program, our **Nursing Assistant (CNA)** program, continues to support our area healthcare sector.


We are reaching out to you to share the enclosed information regarding the Nursing Assistant program and the needs of its students. We are asking for your assistance in encouraging students to complete their program so they can enter the workforce and support the important work you do. Please thoughtfully consider a contribution to the NTC CNA Program Fund, which will assist our students in a number of ways on the path to graduation and beyond.

Your gift to **A Day for NTC Students** will benefit students individually, while supporting your industry and our communities collectively.

Thank you.



Janet Felch
NTC Foundation Board President



Vicki S. Jeppesen, Ed.D.
NTC Foundation Executive Director
NTC Property Foundation Executive Director

NTC Foundation Mission: The NTC Foundation develops relationships that enable individuals, businesses and the community to provide financial resources for scholarships, programs and services that advocate for and support Northcentral Technical College in accomplishing its mission.

A DAY *for ntc* STUDENTS

Northcentral Technical College FOUNDATION

A Day for NTC Students is the NTC Foundation's region-wide effort dedicated to raising awareness for NTC programs and scholarship dollars for NTC students. Together we can build a strong workforce and more vibrant communities, by assisting students in their quest for higher education and a meaningful career.

Your support creates impact through donations toward scholarships, grants, and emergency funds that directly benefit NTC students.

Nursing Assistant (CNA) program at NTC

The CNA program prepares students to provide personal care for residents/patients of nursing homes, hospitals and other health agencies. Successful completers take the State of WI Nurse Aide Certification Exam. CNA is required for admission to the NTC Nursing Association Degree program. More information at: <https://www.ntc.edu/academics-training/programs/all/technical-diploma/nursing-assistant-cna>

Community need + impact

- In summer 2022 the two largest healthcare providers in NTC's district combined to have 477 CNA openings
- 259 CNAs within NTC's district are age 55+ and expected to retire soon

Ways you can help

- Serve on Advisory Committee to provide input and recommendations to faculty and administration on program direction, expansion, improvement and innovation
- Provide internships for students
- Serve as adjunct faculty
- Contact Candace Weinzinger, CNA Faculty at 715.803.1338 or weinzinger@ntc.edu

Program information

- 3 credit Technical Diploma
- Not financial aid eligible
- Available at 100% of NTC campuses
- \$835 approximate cost of tuition, books, scrubs, required immunizations, and certification exam fee

Student gratitude in their own words

"Thank you for your investment in my education. Your generosity and support will forever impact me. I am currently employed as a Certified Nursing Assistant and have been for over two years now. I truly love my job. Thank you again for all your support and your generous donation."

-NTC Foundation scholarship recipient

Take action

Donors can choose to help in the following ways:

- \$38 offsets cost of a background check
- \$57 offsets cost of required immunizations
- \$130 covers cost of CNA test fee
- \$430 covers cost of tuition
- \$500 supports a one-time scholarship in your name/your business name
- In-kind donations of supplies are accepted
- Any amount makes a positive difference

Please take a moment to thoughtfully consider how you can help. A pledge card is enclosed for you to complete and return, or you may give conveniently online at www.ntc.edu/give. Thank you.



**NORTH CENTRAL COMMUNITY SERVICES PROGRAM
 BOARD OF DIRECTORS**

TERM EXPIRATION DATES

Mr. Eric Anderson (Oct. 19’ – 2 nd Term).....	December, 2020
Ms. Cate Wylie (May ‘20 – Filling Initial Unexpired Term)	December, 2022
Mr. Lance Leonard (May ‘20 – 1 st Term)	December, 2022
Mr. Kurt Gibbs (May ‘20 – 1 st Term)	December, 2022
Mr. Gabe Ticho (May ‘20 – 1 st Term).....	December, 2022
Mrs. Renee Krueger (May ‘22 – Filling Unexpired Term)	December, 2022
Mr. Bruce McDougal (May ‘22 – Filling Initial Unexpired Term)	December, 2022
Ms. Angela Cummings (May ‘22 – Filling Initial Unexpired Term)	December, 2022
Mr. Robin Stowe (May 20’ – 2 nd Term)	December, 2023
Mr. Dave Oberbeck (Dec. 20’ – Filling Initial Unexpired Term)	December, 2023
Mr. Randy Balk (Feb. 16’ – 3 rd Term)	December, 2024
Vacant (Hager)	December, 2024
Ms. Alyson Leahy (May 22’ - Filling Initial Unexpired Term)	December, 2024
Mr. Chad Billeb (Jan 21’ – 2 nd Term)	December, 2024

2023 NCCSP Executive Committee of the Board – Quarter 1

JANUARY

Thursday, January 5

Thursday, January 12

(Thursday, January 26 – NCCSP Board of Directors)

FEBRUARY

Thursday, February 2

Thursday, February 16

(Thursday, February 23 – NCCSP Board of Directors)

MARCH

Thursday, March 2

Thursday, March 16

Thursday, March 30

(Thursday, March 30 – NCSP Board of Directors)